

Client Project



CLIENT PROJECT REPORT.

Version 1.0

GOLARS NETWORKS PVT LTD.
#170/67,171, BALAJI EMPIRE, HITECH CITY.

Client Project

Index:

| | | |
|----------------------------------|-------|------------|
| 1) Project Summary | ----- | 6. |
| 2) Project Roles | ----- | 7. |
| 3) Tools | ----- | 7. |
| 4) Guidelines | ----- | 8. |
| 4.1) Admin Module | ----- | 8. |
| 4.2) Counsellor Module | ----- | 8. |
| 4.3) Student Module | ----- | 8. |
| 4.4) BDM Module | ----- | 8. |
| 4.5) Client Module | ----- | 8. |
| 5) Secure | ----- | 9. |
| 6) Admin Module | ----- | 9. |
| 6.1) Dashboard | ----- | 9. |
| 6.2) Students | ----- | 10. |
| 6.3) Batches | ----- | 11. |
| 6.4) Faculty | ----- | 12. |
| 6.5) Clients | ----- | 13. |
| 6.6) Materials | ----- | 14. |
| 6.7) Resumes | ----- | 15. |
| 6.8) Users | ----- | 17. |
| 6.9) Classroom Labs | ----- | 18. |
| 6.10) Real-time Labs | ----- | 18. |
| 6.11) Configuration | ----- | 19. |
| 7) Exam Sub Module(Admin) | ----- | 22. |
| 7.1) Categories | ----- | 22. |
| 7.2) Sub Categories | ----- | 23. |
| 7.3) Subjects | ----- | 25. |
| 7.4) Questions | ----- | 27. |

Client Project

| | | |
|-----------------------------------|-------|------------|
| 7.5) Quiz/Exam | ----- | 30. |
| 7.6) Notifications | ----- | 32. |
| 7.7) Settings | ----- | 33. |
| 8) Counsellor Module | ----- | 34. |
| 8.1) Dashboard | ----- | 34. |
| 8.2) Candidates | ----- | 35. |
| 8.2.1) Add New Candidate | ----- | 36. |
| 8.2.2) List all Candidates | ----- | 36. |
| 8.2.3) Attendance | ----- | 36. |
| 8.2.4) Referral List | ----- | 37. |
| 8.3) Faculty | ----- | 38. |
| 8.4) Reports | ----- | 39. |
| 8.5) Batches | ----- | 40. |
| 8.5.1) Add New Batch | ----- | 41. |
| 8.5.2) List All Batches | ----- | 41. |
| 8.6) Jobs | ----- | 42. |
| 8.7) Students | ----- | 44. |
| 8.8) View Student | ----- | 45. |
| 8.8.1) Add Course | ----- | 46. |
| 8.8.2) Attendance | ----- | 46. |
| 8.8.3) Mock Tests | ----- | 47. |
| 8.8.4) Mock Interviews | ----- | 47. |
| 8.8.5) Resume | ----- | 48. |
| 8.8.6) Interview Status | ----- | 48. |
| 8.8.7) Grade | ----- | 49. |
| 8.8.8) Attachments | ----- | 50. |
| 8.8.9) Student Tests | ----- | 50. |
| 8.8.10) Materials | ----- | 51. |

Client Project

| | | |
|-----------------------------------|-------|------------|
| 8.8.11) Classroom Labs | ----- | 51. |
| 8.8.12) Real-time Labs | ----- | 52. |
| 8.8.13) Written Tests | ----- | 52. |
| 8.8.14) Email | ----- | 53. |
| 8.8.15) Concerns | ----- | 53. |
| 8.8.16) Golars Certificate | ----- | 54. |
| 8.8.17) Mock HR | ----- | 54. |
| 8.8.18) Mock Technical | ----- | 56. |
| 8.8.19) Client IQ | ----- | 56. |
| 8.9) Aspirants | ----- | 56. |
| 8.10) In Training | ----- | 57. |
| 8.11) Placed | ----- | 57. |
| 8.12) Drooped | ----- | 57. |
| 8.13) Drooped Refund | ----- | 58. |
| 8.14) Tickets | ----- | 58. |
| 9) Student Module | ----- | 59. |
| 9.1) Home | ----- | 60. |
| 9.2) Refer A Friend | ----- | 60. |
| 9.3) Raise Ticket | ----- | 60. |
| 9.4) Raised Ticket | ----- | 60. |
| 9.5) Student Exam | ----- | 61. |
| 9.6) Written Exam | ----- | 62. |
| 10) BDM Module | ----- | 63. |

Client Project

1. Project Summary:

Client is a complete Tracking System for a Student. Its main purpose to track the complete student activity from the joining in Golars Networks till he placed. systematic maintenance of data related to Student, co-curricular activities.

- This System strategically tracks all aspects of the student attendance in classrooms, Real Time Labs & Class Room Labs, Generate and print attendance reports, and add Materials, Attachments Based on Course.
- Another Main Future in This Project Is Conduct Mock Tests, Mock Interviews, and client IQ. This helps them improve the right direction and use these skills as a basis for deciding appropriate career.
- If Student has any Issues. Then they can raise the Issue. When the Student feel satisfied from that Issue nobody can Closed That Issue. It's another Useful Feature for Student.
- This module will connect the Counselors via Short Message Service "SMS and Email, these communication techniques will convoy data between the Counselors and the Students.
- When Recruiter Schedule an Interview to Student with the client. Recruiter track the details of student till he attends the interview, when he attends the interview client will track the Performance of student each round closely and send back all the details to the recruiter.
- Suppose if the Student has stuck in first, second or any other Technical round in interview. Or else facing any difficulties. The track data of student will send back to recruiter this will help the Recruiter to overcome the difficulties of student and help the student to improve their Skills.

Client Project

2. Project Roles:

| Role | Description | Activity's |
|------------|---|---|
| Admin | Admin Can See All Details of Students, Facility, BDM, and Their Activity's. | Admin Can view all The Data. |
| Counsullar | Counsullar is perform some operations of Students. | Counsullar Can Add/Edit/Update information about Student. |
| Student | Who are joined in the Golars. | Student Can See Missing Classes and Write an Exam. |
| BDM | BDM Can Join Students into Client. | BDM Team Can Placed the Students. |
| Client | Client See the Students Performance & Activity's in Golars. | |

3. Tools:

| S.no | Programs | Description | Versions |
|------|----------------|-----------------|----------|
| 1. | PHP | Dynamic Pages | 7.0.9 |
| 2. | Laravel | Framework | 5.2 |
| 3. | HTML | Static Pages | 5 |
| 4. | CSS | Look & Feel | 3 |
| 5. | MySQL | Database | 5.x |
| 6. | JavaScript | Ajax | |
| 7. | JQuery | Ajax | |
| 8. | Manual Testing | Testing | |
| 9. | Bootstrap | Response | |
| 10. | Selenium. | Testing Purpose | 5.3.0 |

Client Project

4.Guidelines:

Begin with a brief overview that reveals the object's

- overall framework, arrangement, or shape, and purpose of each function.
- Explain Each Sub Modules of Every Module.

4.1) Admin Module:

- Administrators has rights to add students, users, batches, faculty, materials, and Clients.
- Main Feature of Admin is Examination Configuration.
- Admin Can Add Categories, Subjects, and Questions.

4.2) Counsellor Module:

- Counsellor has permissions to add students, faculty, batches, materials, resumes, and many more.
- Counsellor see all data of the students Status wise and Jobs.
- Counsellor can Pre-Close the Tickets Raised by the Students.

4.3) Student Module:

- Student can attempt a student exams and written exams.
- Student can refer a friend.
- Students can raise the ticket, until he satisfies nobody can close it

4.4) BDM Module:

- BDM team acts as a mediator between Students and Clients.

4.5) Client Module: Under Maintenance.

Client Project

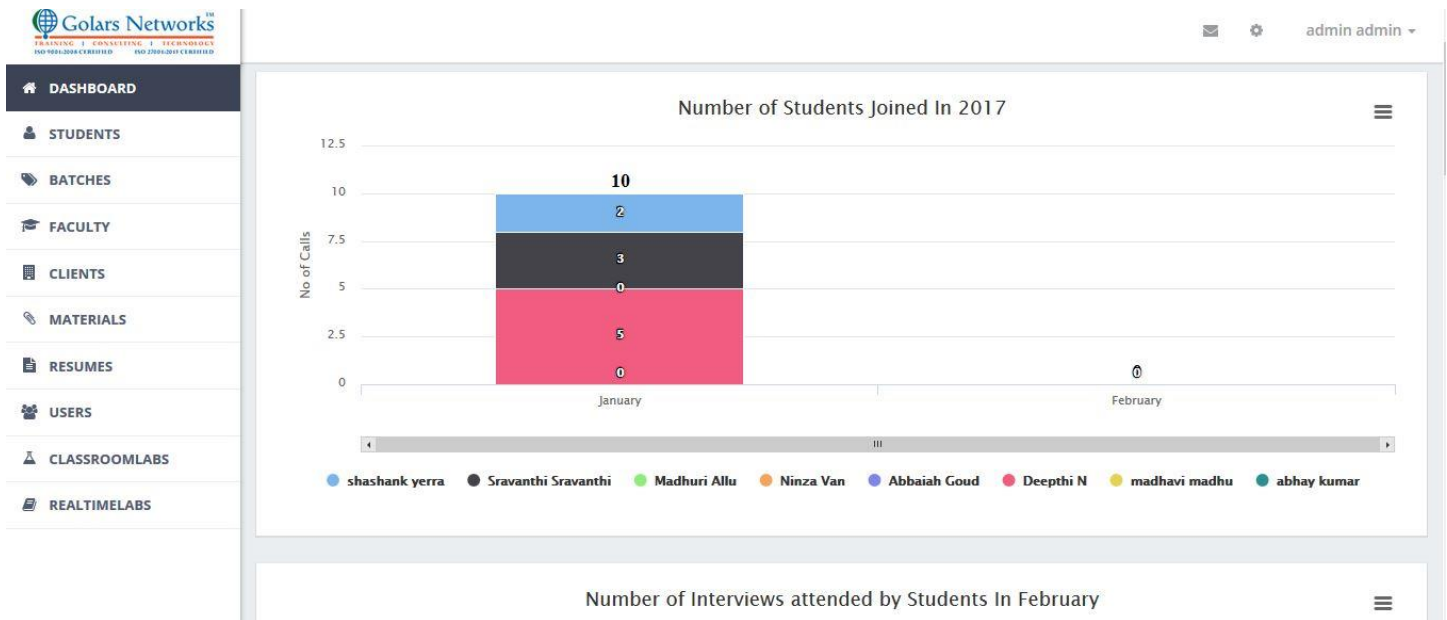
5. Secure:

- Uses active record so no SQL Injection.
- Protects against CSRF attacks and XSS attacks.
- Created with the Laravel framework that has been tested by millions of developers.
- Encrypted passwords.
- Token based forms.

6. Admin Module:

6.1) Dashboard:


- Administrators has a complete record of, Number of Students are joined in Current Year, Month Wise status on their dashboard page. Even he can know the Batch Wise List, number of Students attend interview in Current Month, Which Counsullar Conducted Interviews in the Current Month, Materials.
- Generate the Pie Charts in JPEG, PNG, PDF, SVG Formats.



Client Project

6.2) Students:

- Total Student Details will appear in The Students Table With all Details, Status and View of each student as shown below.


admin admin

- DASHBOARD
- STUDENTS
- BATCHES
- FACULTY
- CLIENTS
- MATERIALS
- RESUMES
- USERS
- CLASSROOMLABS
- REALTIMELABS

Students Details

Show 10 entries Search:

| S.No | Candidate ID | Date | Candidate Name | Batch | Golars Grade | Experience | Higher Qualification / % | Passed Out | Status | Action |
|------|--------------|------------|----------------------|------------|--------------|------------|--------------------------|------------|----------------|----------------------|
| 1 | GNS10101 | 05-01-2017 | Mohammad Abdul Razak | Rhodium | 89 | fresher | B.Tech / 63 | 2015 | Dropped Refund | View |
| 2 | GN008 | 04-01-2017 | jay | Zirconium | 1 | cvcv | MCA / 0 | 2010 | Aspirant | View |
| 3 | g898 | 06-01-2017 | raftar | Molybdenum | 3 | 2 | ghg / 354 | 2010 | Aspirant | View |
| 4 | GN-INT21 | 06-01-2017 | Raghuvamshikrishna | Rhodium | 9 | 1 | B.tech / 71 | 2012 | Aspirant | View |
| 5 | 3sdfse | 05-01-2017 | sdfsdf | Rhodium | 67 | 5 | btech / 565 | 2014 | In Training | View |
| 6 | 5501111640 | 05-01-2017 | Shiva Prasad | Caesium | 0 | 2 | btech / 0 | 2000 | Dropped | View |

Mohammad Abdul Razak


Golars Id: GNS10101

8


PROFILE VISITS

0

EXPRESSED INTEREST



Candidate Name: Mohammad Abdul Razak
Candidate Email: razzaq307abdul@gmail.com
Candidate Phone: 8977882243
Recruiter Email: deepthi@golarsnetworks.com
Recruiter Phone: 040-40900906
Batch: Rhodium
Batch Stated At : June 7th 2015
Batch Completed At : September 7th 2015

Golars Certificate:  Golars Grade: 89

| | |
|-------------|---------------|
| Recruiter | Deepthi N |
| LAB Faculty | Goutham Yemna |

| | |
|------------------|-------------|
| Higher Education | B.Tech - 63 |
| Passed Out Year | 2015 |
| Inter Marks | 830 |
| 10th Marks | 480 |

| | |
|------------|---------|
| Experience | fresher |
| Backlogs | 0 |
| Location | |
| Status | |

Attendance

Examination Tests

Mock Interviews

Resume

Interview Status

★ Rankings

★ Attachments

Client Project

6.3) Batches:

- Administrators has a permission to add New Batches, Assign Faculty wise and Technology wise with start date and end date as shown below.

Add Batch

List all Batches

Batch ID:

Batch Name:

Batch Start Date:


Batch End Date:

Select Technology:

Select Faculty:

User Status:

- Total Batch Details will appear in the Batch Table as shown below.

admin admin

- DASHBOARD
- STUDENTS
- BATCHES**
- FACULTY
- CLIENTS
- MATERIALS
- RESUMES
- USERS
- CLASSROOMLABS
- REALTIMELABS

Batch Details

+ Add Batch

Show 10 entries Search:

| S.No | Batch Name | Faculty Name | Start Date | End Date | Status |
|------|------------|----------------|-------------|-------------|----------|
| 1 | Zirconium | Goutham Yemna | 01-Jan-2016 | 18-Mar-2016 | Active |
| 2 | Molybdenum | Goutham Yemna | 01-Jan-2016 | 25-Mar-2016 | Inactive |
| 3 | Rhodium | sowjanya akema | 07-Jun-2015 | 07-Sep-2015 | Inactive |
| 4 | Cirum | Shilpa Kumbam | 04-Mar-2015 | 05-Aug-2015 | Inactive |
| 5 | Eminium | sowjanya akema | 17-Nov-2015 | 12-Jan-2016 | Inactive |
| 6 | Caesium | Shilpa Kumbam | 01-Jan-1970 | 01-Jan-1970 | Active |

Showing 1 to 6 of 6 entries

Previous 1 Next

Client Project

6.4) Faculty:

- Administrators has a permission to add New Faculty, Assign Which Technology They have to work as shown below.

The screenshot shows the 'Add Faculty' form in the Golars Networks application. The form is titled 'Add Faculty' and includes a 'List all Faculties' link in the top right corner. The form fields are as follows:

- User ID: Enter Id
- First Name: Enter First Name
- Last Name: Enter Last Name
- Email: Enter Email
- Alternate Email: Enter Alternate Email
- Phone: Enter Mobile number
- Address: Enter Address
- Skype ID: Enter Skyper ID
- Emergency Contact: Enter Emergency Contact No
- Emergency Relationship: Enter Emergency Relationship Name
- Technologies: (empty field)
- User Status: ACTIVE (dropdown menu)

A 'Save' button is located at the bottom right of the form.

- Total Faculty Details will appear in The Faculty Table as shown below.

The screenshot shows the 'Faculty Details' table in the Golars Networks application. The table is titled 'Faculty Details' and includes an 'Add Faculty' link in the top right corner. The table has 6 entries and is displayed with 10 entries per page. The search bar is empty. The table columns are S.No, Date, Name, Email, Phone, Status, and Action. The table data is as follows:

| S.No | Date | Name | Email | Phone | Status | Action |
|------|------------|----------------|-----------------------------|------------|-----------|----------------------|
| 1 | 16-11-2016 | Shilpa Kumbam | shilpa@golarsnetworks.com | 9834912345 | In Active | View |
| 2 | 16-11-2016 | Goutham Yemna | gouthi@golarsnetworks.com | 8734156783 | In Active | View |
| 3 | 16-11-2016 | sowjanya akema | sowjanya@golarsnetworks.com | 9834912345 | In Active | View |
| 4 | 16-11-2016 | Jacine John | jasin@golarsnetworks.com | 8734156783 | In Active | View |
| 5 | 17-11-2016 | raghu varun | raghu@gmail.com | 8988998985 | Active | View |
| 6 | 18-11-2016 | rupesh kumar | rupesh@golarsnetworks.com | 9887996566 | Active | View |

Showing 1 to 6 of 6 entries

Previous 1 Next

Client Project

- Click on View Button You Will Get Details, how many Students are Assigned to That Faculty as shown below.

Faculty Students Details

Show entries Search:

| S.No | Student ID | Student Name | Batch | Phone | Email | Status |
|------|------------|--------------|------------|--------|------------------|-----------|
| 1 | GN008 | jay | Zirconium | 365522 | jay123@gmail.com | In Active |
| 2 | g898 | raftar | Molybdenum | 353 | chhotu@gmail.com | In Active |

Showing 1 to 2 of 2 entries Previous Next

6.5) Clients:

- Administrators has a permission to add New Client as shown below.

The screenshot shows the 'Add Client' form in the Golars Networks application. The form is located in the 'CLIENTS' section of the sidebar. The form fields are:

- Name:** Enter Client Name
- Email:** Enter Email
- Phone:** Enter Mobile number
- Address:** Enter Address
- Technologies:** Select Technology
- User Status:** ACTIVE (dropdown menu)
- Profile:** Enter Profile Details

A **Save** button is located at the bottom right of the form. The sidebar on the left contains the following menu items: DASHBOARD, STUDENTS, BATCHES, FACULTY, CLIENTS (highlighted), MATERIALS, RESUMES, USERS, CLASSROOMLABS, and REALTIME LABS. The top right of the page shows the user 'admin admin' and a 'List all Clients' button.

Client Project

- Total Clients Details will appear in The Client Table as shown below.

Clients Details + Add Client


Show entries Search:

| S.No | Company Name | Creation Date | Last Login | Status |
|------|--------------|---------------------|---------------------|--------|
| 1 | CCS CORP | 25-01-2016 17:57:30 | 09-01-2017 18:01:37 | Active |
| 2 | Microsoft | 18-11-2016 11:40:02 | 18-01-2017 15:36:41 | Active |

Showing 1 to 2 of 2 entries Previous Next

6.6) Materials:

- Administrators add Materials based on the batches and courses to one student or many students.
- The one who is in the that batches and same course Admin can allot the material to that student or Students by Check the Checkbox's.
- Admin can add Four Attachments at a time.

 admin admin

DASHBOARD
STUDENTS
BATCHES
FACULTY
CLIENTS
MATERIALS
RESUMES
USERS
CLASSROOMLABS
REALTIMELABS

Add Material List all Materials

Select Batch: Select Course: Search

| S No | Candidate ID | Candidate Name | Golars Grade | Experience | Higher Qualification / % | Passed Out | Status | Action |
|------|--------------|----------------|--------------|------------|--------------------------|------------|----------|-------------------------------------|
| 1 | GN008 | jay | 1 | cvcv | MCA / 0 | 2010 | Aspirant | <input checked="" type="checkbox"/> |

Material Details

Material Title: Material Description:

Attachment 1: Attachment 2:

Attachment 3: Attachment 4:

Add Material

Client Project

- Total Materials Details will appear in The Materials Table as shown below.

Materials Details [+ Add Material](#)

Show entries Search:

| S.No | Title | Description | Batch | Course | Created Date | Material 1 | Material 2 | Material 3 | Material 4 |
|------|-----------------|--------------------------|-----------|----------------|--------------|----------------------|----------------------|----------------------|------------|
| 1 | material one | material one description | Rhodium | GOLARS - NINJA | 28-Dec-2016 | View | - | - | - |
| 2 | sample material | 7jihyuijuuju | Rhodium | | 17-Jan-2017 | View | - | - | - |
| 3 | ccna material | ccna material | Rhodium | | 18-Jan-2017 | View | View | View | - |
| 4 | sdfsdg | sfdgfsdgh | Zirconium | GOLARS - NINJA | 08-Feb-2017 | View | - | - | - |

Showing 1 to 4 of 4 entries [Previous](#) [1](#) [Next](#)

6.7) Resumes:

- Total Resumes Details will appear in The Resumes Table Student wise as shown below.

Golars Networks™
TRAINING | CONSULTING | TECHNOLOGY
ISO 9001:2015 CERTIFIED | ISO 27001:2013 CERTIFIED

admin admin

Resumes Details

Show entries Search:

| S.No | Student Name | Phone | Email | Resume Content |
|------|----------------------|------------|--------------------------|---|
| 1 | Mohammad Abdul Razak | 8977882243 | razzaq307abdul@gmail.com | |
| 2 | jay | 365522 | jay123@gmail.com | In many contexts, a résumé is typically limited to one or two pages of size A4 or letter systems, make heavy use of active verbs, and display content in a flattering manner. / should always contain accurate contact information of the job seeker. |
| 3 | raftar | 3534655464 | chhotu@gmail.com | In many contexts, a resume is typically limited to one or two pages of size A4 or letter systems, make heavy use of active verbs, and display content in a flattering manner. / should always contain accurate contact information of the job seeker. |
| 4 | Raghuvamshikrishna | 9533198359 | brvk007@gmail.com | In many contexts, a résumé is typically limited to one or two pages of size A4 or letter systems, make heavy use of active verbs, and display content in a flattering manner. / should always contain accurate contact information of the job seeker. |

Client Project

6.8) Users:

- Total User Details will appear in The User Table as shown below.by clicking view button see their profile.
- Click New User button admin can add new user.

| S.No | User Type | User Name | Email | Status | Action |
|------|-----------|---------------------|--------------------------------|--------|----------------------|
| 1 | Admin | admin admin | ravi.bommali@gmail.com | - | View |
| 2 | Recruiter | shashank yerra | shashank@gmail.com | - | View |
| 3 | Client | CCS CORP | hr@csscorp.com | - | View |
| 4 | Recruiter | Sravanthi Sravanthi | sravanthi@golarsnetworks.com | - | View |
| 5 | Recruiter | Madhuri Allu | madhuri@golarsnetworks.com | - | View |
| 6 | Recruiter | Ninza Van | ninza@golarsnetworks.com | - | View |
| 7 | Recruiter | Abbaiah Goud | abbaiah@golarsnetworks.com | - | View |
| 8 | Recruiter | Deepthi N | deepthi@golarsnetworks.com | - | View |
| 9 | Manager | Gangaprasad naria | gangaprasad@golarsnetworks.com | - | View |
| 10 | Faculty | Shilpa Kumbam | shilpa@golarsnetworks.com | - | View |

- Admin can add student, Recruiter, US Recruiter, Faculty, BDM Team, Manger, and Client in the Add User Form.
- First Admin select Designation based on that User Forms will change.

Add User

Designation: Admin

First Name: Enter First Name

Last Name: Enter Last Name

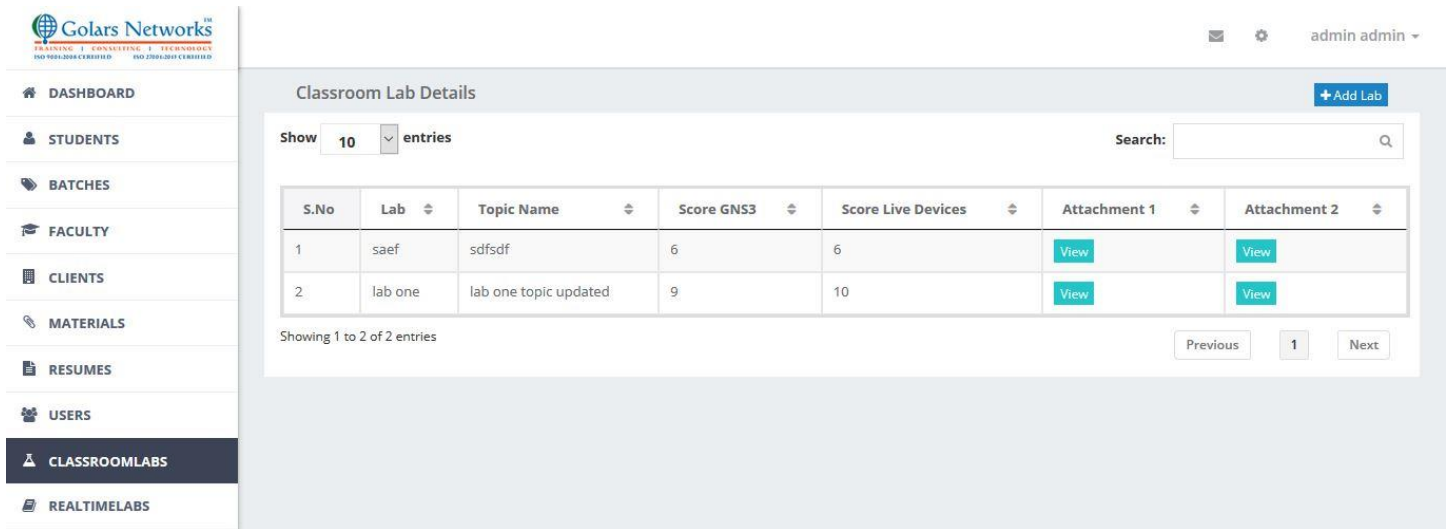
Email: Enter Email

Save

Client Project

6.9) Classroom Labs:

- Admin can see Classroom Labs details with topic name and attachments as shown below.

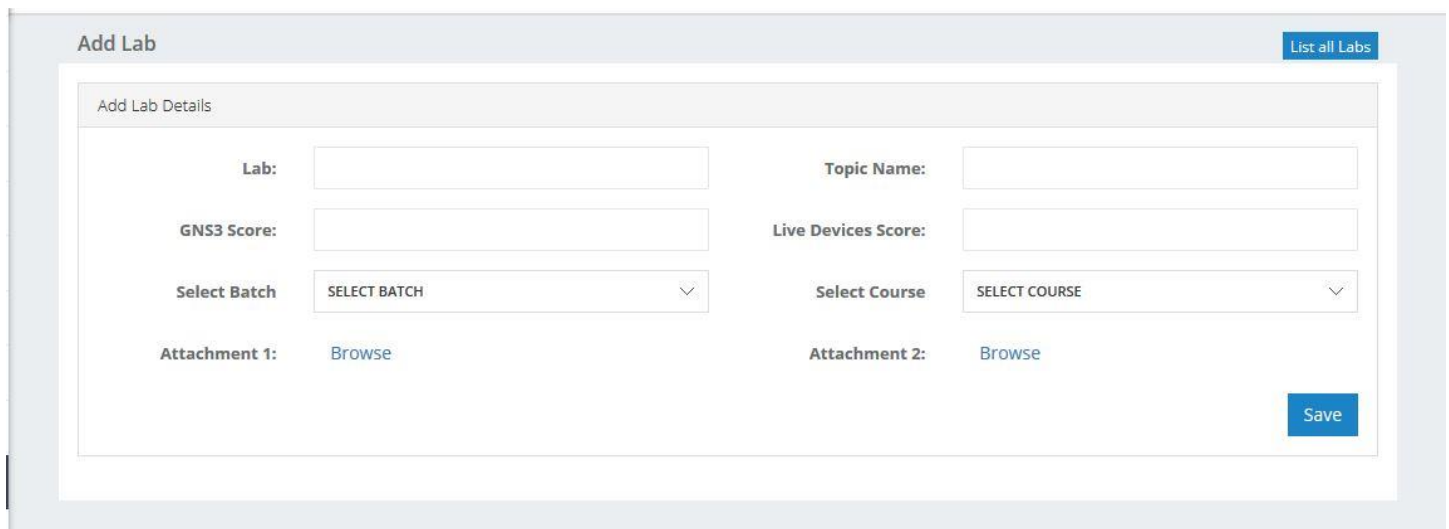


The screenshot shows the 'Classroom Lab Details' page in a web application. On the left is a sidebar menu with options: DASHBOARD, STUDENTS, BATCHES, FACULTY, CLIENTS, MATERIALS, RESUMES, USERS, CLASSROOMLABS (highlighted), and REALTIMELABS. The main content area has a header with 'Golars Networks' logo, a user profile 'admin admin', and a '+ Add Lab' button. Below the header, there's a 'Show 10 entries' dropdown and a search box. A table displays two lab entries:

| S.No | Lab | Topic Name | Score GNS3 | Score Live Devices | Attachment 1 | Attachment 2 |
|------|---------|-----------------------|------------|--------------------|----------------------|----------------------|
| 1 | saef | sdfsdf | 6 | 6 | View | View |
| 2 | lab one | lab one topic updated | 9 | 10 | View | View |

Below the table, it says 'Showing 1 to 2 of 2 entries' and has 'Previous', '1', and 'Next' navigation buttons.

- Admin can Add Batch and course wise Classroom Labs with topic name and attachments as shown below.



The screenshot shows the 'Add Lab' form. It has a header with 'Add Lab' and a 'List all Labs' button. The form is titled 'Add Lab Details' and contains the following fields:

- Lab:
- Topic Name:
- GNS3 Score:
- Live Devices Score:
- Select Batch:
- Select Course:
- Attachment 1: [Browse](#)
- Attachment 2: [Browse](#)

A 'Save' button is located at the bottom right of the form.

Client Project

6.10) Real-time Labs:

- Admin can see Real-time Labs details with topic name and attachments as shown below.

Realtime Lab Details [+ Add Lab](#)

Show entries Search:

| S.No | Lab | Topic Name | Score GNS3 | Score Live Devices | Attachment 1 | Attachment 2 |
|------|------------|-------------------------|------------|--------------------|----------------------|----------------------|
| 1 | i98888ij8u | 89iiuju7hy | 6 | 6 | View | View |
| 2 | lab three | lab three topic updated | 6 | 7 | | View |
| 3 | lab two | lab two topic updated | 5 | 6 | View | View |

Showing 1 to 3 of 3 entries [Previous](#) [1](#) [Next](#)

- Admin can Add Batch and course wise Real-time Labs with topic name and attachments as shown below.

Add Lab [List all Labs](#)

Add Lab Details

Lab: Topic Name:

GNS3 Score: Live Devices Score:

Select Batch: Select Course:

Attachment 1: [Browse](#) Attachment 2: [Browse](#)

[Save](#)

Client Project

6.11) Configuration:

- Admin can change General Settings of the Application. That is Application name, State, Country, Language, Time Zone, Etc.

The screenshot shows the 'General Configuration' page. On the left is a sidebar menu with options like DASHBOARD, STUDENTS, BATCHES, FACULTY, CLIENTS, MATERIALS, RESUMES, USERS, CLASSROOMLABS, and REALTIMELABS. The main content area has a header 'General Configuration' and a user profile 'admin admin'. The form includes fields for:

- Application Title: Golars Networks
- Company Name: Golars networks
- Contact Person: Munaf
- Email: ravi.bommal@gmail.com
- Phone: 9493908841
- City: hyderabad
- State: TS
- Zipcode: 500016
- Country: INDIA
- Address: fdfdsf
- Timezone: ASIA/KARACHI
- Default Currency: Rs
- Default Currency Symbol: Rs
- Default Language: ENGLISH
- Direction: LEFT TO RIGHT
- Default Upload File Type: pdf,doc,docx,jpg,JPG,jpeg
- File extension separated by comma: (empty)
- Default Upload File Size: 100000
- Time format: 12 Hours (selected)
- Date format: dd MM YYYY (01 Jan 2015) (selected)
- Installation Path: (empty)
- Disable Installation Link:

 A 'Save' button is located at the bottom right of the form.

- Admin can Create New Role and Manage Permissions. Permissions are assign to based on Roles. And, Admin can Edit and delete Roles.

The screenshot shows the 'Permission' management page. At the top, there are tabs for General, Permission (selected), Mail, SMS, Technologies, and Data Assignment.

Create New Role:

- Role Name: Enter Role Name
- Display Name: Enter Role Name
- Buttons: Add Role

List All Role:

| Name | Display Name | Option | |
|--------------|--------------------|--------------------------|-------------------------------------|
| admin | Admin | <input type="checkbox"/> | <input type="button" value="Edit"/> |
| counsellor | Recruiter | <input type="checkbox"/> | <input type="button" value="Edit"/> |
| manager | Manager | <input type="checkbox"/> | <input type="button" value="Edit"/> |
| client | Client | <input type="checkbox"/> | <input type="button" value="Edit"/> |
| bdm | Business Developer | <input type="checkbox"/> | <input type="button" value="Edit"/> |
| recruiter | Recruiter | <input type="checkbox"/> | <input type="button" value="Edit"/> |
| student | Student | <input type="checkbox"/> | <input type="button" value="Edit"/> |
| faculty | Faculty | <input type="checkbox"/> | <input type="button" value="Edit"/> |
| uscounsellor | US Recruiter | <input type="checkbox"/> | <input type="button" value="Edit"/> |

Manage Permission:

| Permission | Admin | Counsellor | Manager | Client | Bdm | Recruiter | Student | Faculty | Uscounsellor |
|--------------|-------------------------------------|-------------------------------------|-------------------------------------|--------------------------|--------------------------|--------------------------|--------------------------|--------------------------|--------------------------|
| Batch Module | | | | | | | | | |
| Batch | <input checked="" type="checkbox"/> | <input checked="" type="checkbox"/> | <input checked="" type="checkbox"/> | <input type="checkbox"/> | <input type="checkbox"/> | <input type="checkbox"/> | <input type="checkbox"/> | <input type="checkbox"/> | <input type="checkbox"/> |
| Batch List | <input checked="" type="checkbox"/> | <input checked="" type="checkbox"/> | <input checked="" type="checkbox"/> | <input type="checkbox"/> | <input type="checkbox"/> | <input type="checkbox"/> | <input type="checkbox"/> | <input type="checkbox"/> | <input type="checkbox"/> |

Client Project

- Admin can Create, Edit, Delete New Technology.

| Technology | Option |
|------------------|----------------------|
| CCNA | Edit |
| CCNP | Edit |
| Firewall | Edit |
| Juniper | Edit |
| Checkpoint | Edit |
| Linux | Edit |
| MCSE | Edit |
| F5 Load Balancer | Edit |

- Admin can Setup Their Mail Setup and SMS Setup in The Configuration of Mail and SMS.

Mail Configuration

Driver: MAIL

From Address: munaf@golarsnetworks.com

From Name: Abdul munaf

SMTP Host
secure104.inmotionhosting.com

SMTP Port
993

SMTP Username
munaf@golarsnetworks.com

SMTP Password
Golars@123

Secret Key
Enter Mandrill Secret Key

Domain
Enter Mailgun Domain

SMS Configuration (Default Twilio SMS Integrated)

SID
Enter Twilio SID

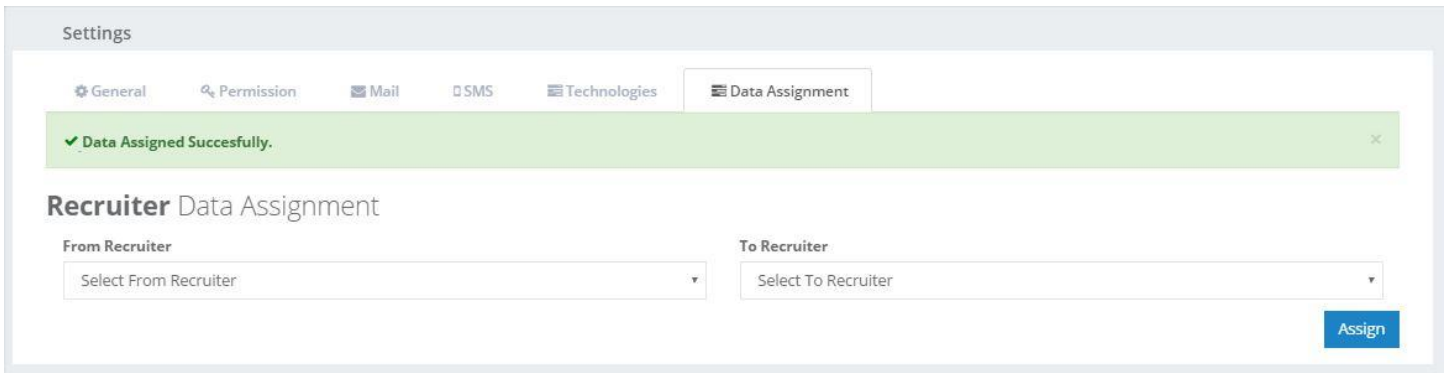
Token
Enter Twilio Token

Sender Id
Enter Twilio Token

Save

Client Project

- Admin can Assign One Recruiter Entire Data of Students to another recruiter by using Data Assignment.
- Suppose One Recruiter has left out the job new recruiter is join in that job, Admin give new role to new one and assign old recruiter entire data to new one. This is main advantage of Data Assignment



Settings

General Permission Mail SMS Technologies **Data Assignment**

✓ Data Assigned Successfully. ✕

Recruiter Data Assignment

From Recruiter

Select From Recruiter ▼

To Recruiter

Select To Recruiter ▼

Assign

Client Project

7. Exam Configuration Submodule of Admin:

7.1) Categories:

- Admin have permissions to add new categories and its status by clicking on Add New Category.
- Admin Can Edit and Delete the Categories.
- Total details of the Category will have displayed in Table Form with Status Wise.

The screenshot shows the Admin interface with a navigation menu at the top containing: Categories, Sub Categories, Subjects, Questions, Quiz/Exam, Notifications, and Settings. A teal button labeled "Add New Category" is positioned to the right of the menu. Below the menu is a table with the following data:

| S.No. | Category Name | Status | Action |
|-------|---------------|--------|---|
| 1 | HR | Active | Edit Delete |
| 2 | TECHNICAL | Active | Edit Delete |
| 3 | Student Exam | Active | Edit Delete |
| 4 | Written Test | Active | Edit Delete |
| 5 | Client IQ | Active | Edit Delete |

Add Category

The screenshot shows the "Add New Categories" form. It features a navigation menu at the top with the same items as the previous screenshot. The form contains the following fields:

- Category Name:** A text input field with the placeholder text "Enter Category Name".
- Status:** A dropdown menu currently showing "Active".
- Submit:** A teal button to submit the form.

Client Project

Edit Category

Categories Edit

Categories Sub Categories Subjects Questions Quiz/Exam Notifications Settings

Category Name
HR

Status
Active

Submit

Delete Category

localhost says:
Are you sure?

OK Cancel

Categories

Categories Sub Categories Subjects Questions Quiz/Exam Notifications Settings

Add New Category

| S.No. | Category Name | Status | Action |
|-------|---------------|--------|---|
| 1 | HR | Active | Edit Delete |


7.2) Sub Categories:


- Admin have permissions to add new sub categories and its status by clicking on Add New Sub Category to the categories.
- Admin Can Edit and Delete the Sub Categories.
- Total details of the Sub Category will have displayed in Table Form with Status and Category Wise.


Client Project


Add Sub Category


Add New Sub Categories


 Categories


 Sub Categories

 Subjects

 Questions

 Quiz/Exam

 Notifications

 Settings

Sub Category Name

Category Name

HR

Status

Active

[Submit](#)

Total Details

| S.No. | Sub Category Name | Category Name | Status | Action |
|-------|-----------------------|---------------|--------|---|
| 1 | English Communication | HR | Active | Edit Delete |
| 2 | Hindi Communication | HR | Active | Edit Delete |
| 3 | CCIE | TECHNICAL | Active | Edit Delete |
| 4 | System Test | TECHNICAL | Active | Edit Delete |
| 5 | CCNA | TECHNICAL | Active | Edit Delete |
| 6 | student exam | Student Exam | Active | Edit Delete |
| 7 | written test | Written Test | Active | Edit Delete |
| 8 | Client IQ | Client IQ | Active | Edit Delete |

Client Project

Edit Sub Category

Sub Categories Edit

Categories Sub Categories Subjects Questions Quiz/Exam Notifications Settings

Sub Category Name
English Communication

Category Name
HR

Status
Active

Submit

Delete Sub Category

localhost says:
Are you sure?

OK Cancel

admin admin

Add New Sub-Category

| S.No. | Sub Category Name | Category Name | Status | Action |
|-------|-----------------------|---------------|--------|---|
| 1 | English Communication | HR | Active | Edit Delete |

7.3) Subjects:

- Admin have permissions to add new subjects and its status by clicking on Add New Subjects.
- Admin Can Edit and Delete the Subjects.
- Total details of the Subjects will have displayed in Table Form with Status Wise.

Client Project

Total Subjects Details

Subjects

Categories Sub Categories **Subjects** Questions Quiz/Exam Notifications Settings

[Add New Subject](#)

| S.No. | Subjects Name | Status | Action |
|-------|-----------------|--------|---|
| 1 | English | Active | Edit Delete |
| 2 | Current Affairs | Active | Edit Delete |
| 3 | Data Structure | Active | Edit Delete |
| 4 | Java | Active | Edit Delete |
| 5 | ccna | Active | Edit Delete |

Add New Subject

Add New Subject

Categories Sub Categories **Subjects** Questions Quiz/Exam Notifications Settings

Subject Name

Status

[Submit](#)

Client Project

Edit Subjects

Subjects Edit

Categories Sub Categories **Subjects** Questions Quiz/Exam Notifications Settings

Subject Name

Status

Delete Subjects

localhost says:
Are you sure?

admin admin

Subjects

Categories Sub Categories **Subjects** Questions Quiz/Exam Notifications Settings

| S.No. | Subjects Name | Status | Action |
|-------|---------------|--------|---|
| 1 | English | Active | <input type="button" value="Edit"/> <input type="button" value="Delete"/> |


7.4) Questions:


- Admin have permissions to add new Questions and its status by clicking on Upload Questions.
- View, Edit, Delete the Questions Subject wise.
- Add the Questions subject wise, Question type, and difficulty level.


Client Project


Upload Questions


Questions Upload


 Categories


 Sub Categories

 Subjects

 Questions

 Quiz/Exam

 Notifications

 Settings

Subject

Select Subject

Quiz name

Select Quiz

Question Type

Objective Answer

Total Answers

4

Question

Type Question Here

Answer1

Type Answer Here

Details of Questions Subject Wise.

[Upload Questions](#)

| S.No. | Subject Id | Subject | Status | Action |
|-------|------------|-----------------|--------|--------------------------------|
| 1 | 1 | English | Active | View Questions |
| 2 | 5 | Current Affairs | Active | View Questions |
| 3 | 6 | Data Structure | Active | View Questions |
| 4 | 7 | Java | Active | View Questions |
| 5 | 9 | ccna | Active | View Questions |
| 6 | 10 | EIGRP | Active | View Questions |
| 7 | 11 | Client IQ | Active | View Questions |
| 8 | 12 | OSPF | Active | View Questions |

Client Project

Details of one subject here admin can edit delete questions.

The screenshot shows a dashboard with a navigation menu at the top containing: Categories, Sub Categories, Subjects, Questions (highlighted), Quiz/Exam, Notifications, and Settings. Below the menu is a table with 8 rows of question data. Each row includes S.No., Question Type, Question, Answer, Difficulty Level, Status, and Action (Edit/Delete buttons). A blue 'Upload Questions' button is located in the top right corner of the table area.

| S.No. | Question Type | Question | Answer | Difficulty Level | Status | Action |
|-------|-----------------|---|--------|------------------|--------|---|
| 1 | Ojective Answer | What is Golars? | 1 | Easy | Active | Edit Delete |
| 2 | Ojective Answer | Are you attending ----- reception today | 3 | Easy | Active | Edit Delete |
| 3 | Long Answer | describe laravel techmkmfdndm | 3 | Medium | Active | Edit Delete |
| 4 | Ojective Answer | what is tower of henoie? | 3 | Easy | Active | Edit Delete |
| 5 | Ojective Answer | wht is queue? | 2 | Easy | Active | Edit Delete |
| 6 | Ojective Answer | Boys like ----- foot ball. | 1 | Easy | Active | Edit Delete |
| 7 | Ojective Answer | What is Golars? | 1 | Easy | Active | Edit Delete |
| 8 | Ojective Answer | I tennis every Sunday morning. | 2 | Easy | Active | Edit Delete |

Edit the Questions by clicking edit button.

The screenshot shows the 'Questions Update' form. It features a navigation menu at the top with 'Questions' highlighted. The form contains several dropdown menus: 'Subject 1' (set to English), 'Quiz name' (set to java Test), 'Question Type' (set to Ojective Answer), and 'Total Answers' (set to 4). Below these is a rich text editor with a toolbar and the text 'What is Golars?' entered.

Client Project

7.5) Quiz/Exam:

- Admin have permissions to add new Quiz/Exam and its status by clicking on Upload Quiz.
- View, Edit, Delete the Quiz.
- Add the Quiz Category, Sub Category, Quiz Type, and difficulty level.

Add Quiz

| S.No. | Quiz Name | Category | Sub Category | Difficulty Level | Start Date | End Date | Duration | Action |
|-------|--------------|--------------|-----------------------|------------------|------------|------------|----------|---|
| 1 | GD | HR | System Test | Medium | 2016-06-23 | 2016-06-25 | 8 | Edit Delete |
| 2 | Grammar Test | HR | English Communication | Easy | 2016-06-25 | 2016-06-27 | 5 | Edit Delete |
| 3 | java Test | TECHNICAL | System Test | Easy | 2016-06-17 | 2016-06-25 | 20 | Edit Delete |
| 4 | EIGRP | TECHNICAL | CCNA | Easy | 1970-01-01 | 1970-01-01 | | Edit Delete |
| 5 | student quiz | Student Exam | student exam | Easy | 2016-12-15 | 2017-04-20 | 20 | Edit Delete |
| 6 | WRITTEN | Written Test | written test | Easy | 2016-06-24 | 2017-05-19 | 10 | Edit Delete |
| 7 | Client IQ | Client IQ | Client IQ | Easy | 2017-01-01 | 2017-12-31 | 30 | Edit Delete |

Add Quiz/Exam.

| Categories | Sub Categories | Subjects | Questions | Quiz/Exam | Notifications | Settings |
|--|----------------|----------|-----------|-----------|---------------|----------|
| <div style="border: 1px solid #ccc; padding: 10px;"> <p>Quiz Name <input type="text" value="Enter Quiz name"/></p> <p>Category <input type="text" value="HR"/></p> <p>Sub Category <input type="text" value="English Communication"/></p> <p>Negative Marks Status <input type="text" value="Active"/></p> <p>Difficulty Level <input type="text" value="Easy"/></p> <p>Start Date <input type="text" value="Enter Start Date (yyyy-mm-dd)"/></p> <p>End Date <input type="text" value="Enter End Date (yyyy-mm-dd)"/></p> <p>Duration <input type="text" value="Enter Duration for Quiz (in minutes; if quiz duration is one hour, type as 60.)"/></p> <p>Quiz Type <input type="text" value="Free"/></p> <p>Quiz For <input type="checkbox"/> All Users <input checked="" type="checkbox"/> B.Tech</p> <p>Status <input type="text" value="Active"/></p> <p>Set Quiz Questions by selecting subjects</p> <p>Subject <input type="text" value="English"/> No. of Questions <input type="text" value="Enter no. of Questions you want to give."/></p> <p style="text-align: center;">Add Quiz</p> </div> | | | | | | |

Client Project

Edit Quiz/Exam.

Quiz Name: GD

Category: HR

Sub Category: System Test

Negative Marks Status: Active

Difficulty Level: Medium

Start Date: 06/23/2016

End Date: 06/25/2016

Delete Quiz/Exam

localhost says: Are you sure?

OK Cancel

admin admin

| S.No. | Quiz Name | Category | Sub Category | Difficulty Level | Start Date | End Date | Duration | Action |
|-------|-----------|----------|--------------|------------------|------------|------------|----------|---|
| 1 | GD | HR | System Test | Medium | 2016-06-23 | 2016-06-25 | 8 | Edit Delete |

Client Project

7.6) Notifications:

- Admin have permissions to add new Notifications.
- View, Edit, Delete the Notifications.

Add New Notification

Title

Description

➤ - B I U ↵ 11 - A - ☰ ☷ ☹ - ☰ ☱ ?

Post Date

Last Date

Status

Active ▼

Client Project

Edit Notification

Title

Description

gfgfdgfgf

Post Date

Last Date

Status

Inactive

[update](#)

List All Notification

| S.No. | Title | Description | Post Date | Last Date | Status | Action |
|-------|-----------------|-----------------------------------|------------|------------|----------|---|
| 1 | fgh | gfgfdgfgf | 2016-04-12 | 2016-04-12 | Inactive | Edit Delete |
| 2 | chk | 1. this is golars networks | 2016-03-13 | 2016-03-22 | Active | Edit Delete |
| 3 | jaknotification | fjsdhjkfhdjksfhjsdhfjsdhfjsdf | 2016-06-08 | 2016-06-14 | Active | Edit Delete |

Client Project

8. Counselor Module:

8.1) Dashboard:

- Counselor has a complete record of, Interview Schedules, Candidate details, Recent Activities, Quick Message.
- Counselor can add Candidates, and Their Attendance, and see Referral list.
- Counselor add Batches, and see faculty, list of jobs.
- Counselor see the all student details status wise, Students are aspirants, in training, placed, dropped, and dropped refund.
- See the Tickets if any student will raise any issue.

Dashboard
Welcome to Golars Networks

Home / Dashboard

STUDENTS 8 | **ASPIRANTS** 3 | **IN TRAINING** 0 | **PLACED** 2 | **DROPPED** 1 | **DROPPED REFUND** 2 | **TICKETS** 3

Interview Schedules

| Date | Client | Student Name | Aptitude | | Group Discussion | | Tech Written | | Tech Round1 | |
|-----------|--------|--------------------------------------|----------|----------|------------------|----------|--------------|---------|-------------|---------|
| | | | Aptitude | Status | Group Discussion | Status | Tech Written | Status | Tech Round1 | Status |
| 09-Dec-16 | WIPRO | Raftar | Missed | Pending | Missed | Selected | Missed | Pending | Attended | Pending |
| 09-Jan-17 | Oracle | Mohammad Abdul Razak | Attended | Selected | Missed | | | | Missed | Pending |
| 14-Dec-16 | Assdf | Raftar | Attended | Selected | | | | | | |

Candidate Details

| S.No | Candidate ID | Candidate Name | Batch | Colars Grade | Experience | Higher Education / % | Passed Out | Status | Action |
|------|--------------|--------------------------------------|------------|--------------|------------|----------------------|------------|----------------|---|
| 1 | GNS10101 | Mohammad Abdul Razak | Rhodium | 89 | fresher | B.Tech / 63 | 2015 | Dropped Refund | View Edit |
| 2 | g898 | Raftar | Molybdenum | 3 | 2 | ghg / 354 | 2010 | Dropped Refund | View Edit |
| 3 | GN-INT21 | Raghuvamshikrishna | Rhodium | 9 | 1 | B.tech / 71 | 2012 | Aspirant | View Edit |
| 4 | 5501111640 | Shiva Prasad | Caesium | 0 | 2 | btech / 0 | 2000 | Dropped | View Edit |
| 5 | 5501111637 | Nainika Sethiya | Caesium | 0 | | / 0 | 0 | Placed | View Edit |
| 6 | 5501111610 | Sekhar Naidu | Caesium | 0 | | / 0 | 0 | Aspirant | View Edit |
| 7 | 5501111609 | Manisha Kota | Caesium | 0 | | / 0 | 0 | Aspirant | View Edit |
| 8 | GN 12345 | Sai Teja | Eminium | 70 | 1 | B.Tech / 70 | 2014 | Placed | View Edit |

Show 8 entries Showing 1 to 8 of 8 entries

Excel PDF Column visibility

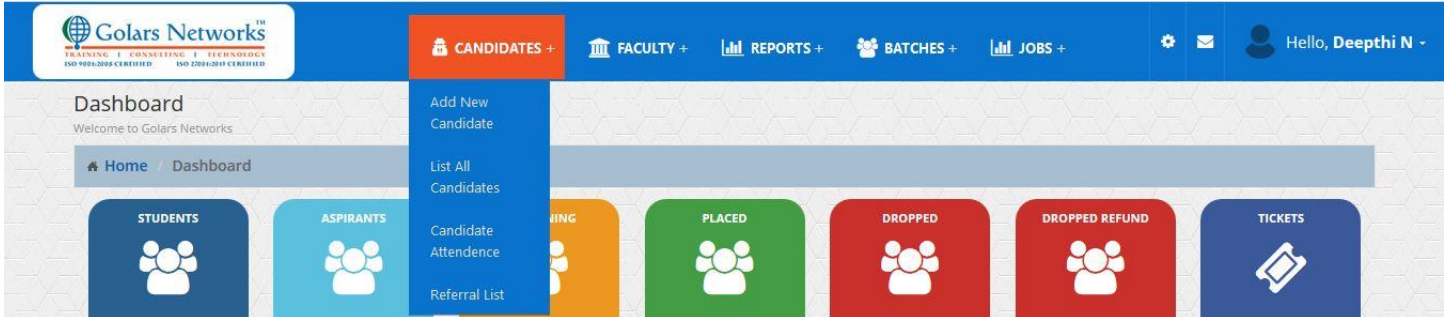
Recent Activity
Me updated a batch

Quick Message
PLEASE SELECT

8.2) Candidates:

Client Project

- In Candidates Module Counselor, can add new candidate and give an attendance to their students.
- In Candidates Module Counselor, can See candidates who are assign to him, and referral list.



8.2.1) Add New Candidate:

- Counsellor Add New Students as shown below.

The image shows the 'Add New Candidate' form in the Golars Networks system. The form is titled 'Enter Candidate Basic Details' and includes a section for 'Consultancy (for students other than India)'. The form is divided into several sections: 'General' with fields for Profile PIC, Id, Mobile, Country, City, Status, and Payment; 'Education' with fields for 10th Marks, Higher Education, Passed Out Year, Experience, Intermediate, Higher Edu Marks, and Backlogs; and 'Additions' with dropdown menus for Recruiter Name, LAB Faculty, Golars Grade, Batch Name, and Course Name. A 'Submit' button is located at the bottom right of the form.

Client Project

8.2.2) List all Students:

- Counsellor see all student's details who are added by him and who are assign to him by admin, as shown below with status.

| S No | Candidate ID | Candidate Name | Batch | Golars Grade | Experience | Higher Qualification / % | Passed Out | Status | Action |
|------|--------------|----------------------|------------|--------------|------------|--------------------------|------------|----------------|--------|
| 1 | GNS10101 | Mohammad Abdul Razak | Rhodium | 89 | fresher | B.Tech / 63 | 2015 | Dropped Refund | |
| 2 | g898 | raftar | Molybdinum | 3 | 2 | ghg / 354 | 2010 | Dropped Refund | |
| 3 | GN-INT21 | Raghuvamshikrishna | Rhodium | 9 | 1 | B.tech / 71 | 2012 | Aspirant | |
| 4 | 550111640 | Shiva Prasad | Caesium | 0 | 2 | btech / 0 | 2000 | Dropped | |
| 5 | 550111637 | Nainika Sethiya | Caesium | 0 | | / 0 | 0 | Placed | |
| 6 | 550111610 | Sekhar Naidu | Caesium | 0 | | / 0 | 0 | Aspirant | |
| 7 | 550111609 | Manisha Kota | Caesium | 0 | | / 0 | 0 | Aspirant | |
| 8 | GN 12345 | Sai Teja | Eminium | 70 | 1 | B.Tech / 70 | 2014 | Placed | |

Search:

Show 25 entries Showing 1 to 8 of 8 entries

Previous 1 Next

Excel PDF Column visibility

8.2.3) Candidate Attendance:

- Counsellor see all student's present and absent list with batch name and class name in the table form as shown below.

| S No | Candidate ID | Candidate Name | Batch | Class | Class Topic | Status | Date |
|------|--------------|----------------------|------------|---------------------|-------------|---------|-----------|
| 1 | g898 | raftar | Molybdinum | Personal Attendance | ccna | Present | 12-Dec-16 |
| 2 | 550111640 | Shiva Prasad | Caesium | Personal Attendance | ccna | Present | 22-Dec-16 |
| 3 | 550111637 | Nainika Sethiya | Caesium | Personal Attendance | ccna | Absent | 22-Dec-16 |
| 4 | GNS10101 | Mohammad Abdul Razak | Rhodium | Personal Attendance | EIGRP | Present | 28-Dec-16 |
| 5 | 3sdfse | sdfsd | Rhodium | Personal Attendance | EIGRP | Absent | 28-Dec-16 |
| 6 | GNS10101 | Mohammad Abdul Razak | Rhodium | Personal Attendance | ghgfhgf | Present | 10-Feb-17 |
| 7 | GN-INT21 | Raghuvamshikrishna | Rhodium | Personal Attendance | ghgfhgf | Absent | 10-Feb-17 |
| 8 | 550111640 | Shiva Prasad | Caesium | Soft Skills | ccna | Present | 13-Dec-16 |

Select Batch Filter

Search:

Client Project

- Counsellor want to give an attendance first select batch in the dropdown and click the filter button.
- It will show all student list present in that batch.

Select Batch Filter

Select Type Select Date Enter Class Topic

Search:

| S No | Candidate ID | Candidate Name | Batch | Present | Absent |
|------|--------------|----------------------|---------|--------------------------|--------------------------|
| 1 | GNS10101 | Mohammad Abdul Razak | Rhodium | <input type="checkbox"/> | <input type="checkbox"/> |
| 2 | GN-INT21 | Raghuvamshikrishna | Rhodium | <input type="checkbox"/> | <input type="checkbox"/> |

Show 25 entries Showing 1 to 2 of 2 entries

Previous 1 Next

Excel PDF Column visibility

Update

- Select Type class and select date and enter class topic.
- If a student present, check the Present check box else check the absent. Click update.

Select Batch Filter

Soft Skills 14-02-2017 SAAA

Search:

| S No | Candidate ID | Candidate Name | Batch | Present | Absent |
|------|--------------|----------------------|---------|-------------------------------------|-------------------------------------|
| 1 | GNS10101 | Mohammad Abdul Razak | Rhodium | <input checked="" type="checkbox"/> | <input type="checkbox"/> |
| 2 | GN-INT21 | Raghuvamshikrishna | Rhodium | <input type="checkbox"/> | <input checked="" type="checkbox"/> |

Show 25 entries Showing 1 to 2 of 2 entries

Previous 1 Next

Excel PDF Column visibility

Update

8.2.4) Referral List:

- If any Students is referred his friend, Counsellor will see the Refer name, mail, Mobile and Referred student name as shown below.

Client Project

Search:

| S.No | Name | Email | Mobile | Referred By |
|------|--------|----------------|------------|----------------------|
| 1 | ramesh | ramesh@ram.com | 8974864564 | Mohammad Abdul Razak |

Show 25 entries Showing 1 to 1 of 1 entries

Previous 1 Next

Excel PDF Column visibility

8.3) List all Faculty:

- Counsellor see all Faculty Details and See Full Profile of One Faculty with assigned student's data and have permissions to edit it, as shown below.

Listing All faculties Add New faculty

Dashboard Listing All faculties

Search:

| S.No | Faculty ID | First Name | Last Name | Email | Alternate Email | Phone | Status | Action |
|------|------------|------------|-----------|-----------------------------|-------------------|------------|-----------|--------|
| 1 | GN121 | Shilpa | Kumbam | shilpa@golarsnetworks.com | shilpa@gmail.com | 9834912345 | Active | |
| 2 | GN002 | Goutham | Yemna | gouthi@golarsnetworks.com | goutham@gmail.com | 8734156783 | Active | |
| 3 | GN003 | sowjanya | akema | sowjanya@golarsnetworks.com | sowji@gmail.com | 9834912345 | Active | |
| 4 | GN004 | Jacine | John | jasin@golarsnetworks.com | jasin@gmail.com | 8734156783 | Active | |
| 5 | GN005 | raghu | varun | raghu@golarsnetworks.com | raghu@gmail.com | 8988998985 | In Active | |
| 6 | GN006 | rupesh | kumar | rupesh@golarsnetworks.com | rupesh@gmail.com | 9887996566 | In Active | |

Show 25 entries Showing 1 to 6 of 6 entries

Previous 1 Next

Excel PDF Column visibility

- Profile of Faculty with assigned students to faculty as shown below.

Client Project

Shilpa Kumbam
Faculty

Shilpa Kumbam Profile

Edit

List All Faculty

| Shilpa Kumbam | |
|-------------------------|---|
| User ID: | 24 |
| full Name: | ShilpaKumbam |
| Email: | shilpa@golarsnetworks.com |
| Alternate Email: | shilpa@gmail.com |
| Phone: | 9834912345 |
| address: | Hyderabad |
| Skype ID | wesda@34232 |
| Emergency Contact: | 9345423456 |
| Emergency Relationship: | friend |
| Status: | Active |

| S.No | Candidate ID | Candidate Name | Batch | Colars Grade | Experience | Higher Education / % | Passed Out | Status | Action |
|------|--------------|----------------|------------|--------------|------------|----------------------|------------|---|----------------------|
| 1 | GN008 | jay | Zirconium | 1 | cvcv | MCA / 0 | 2010 | Aspirant | View |
| 2 | g898 | raftar | Molybdenum | 3 | 2 | ghg / 354 | 2010 | Dropped Refund | View |

Showing 1 to 2 of 2 entries

Excel PDF Column visibility


8.4) Reports:

- Counsellor see Reports of Students Status and Placed Student's Batch Wise in Graph.

Reports

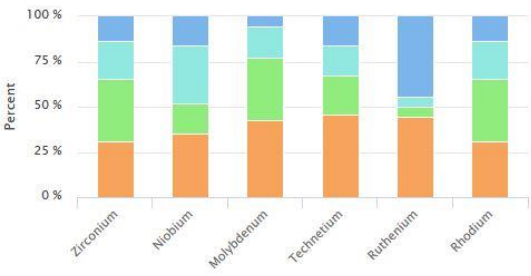
[Dashboard](#) / [Reports](#)

Candidate Details



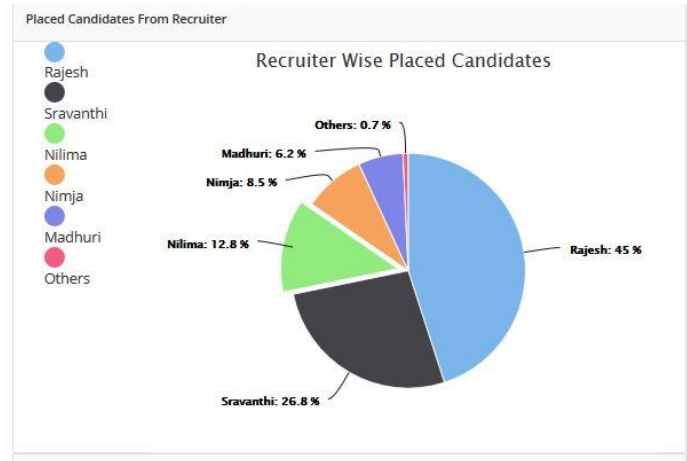
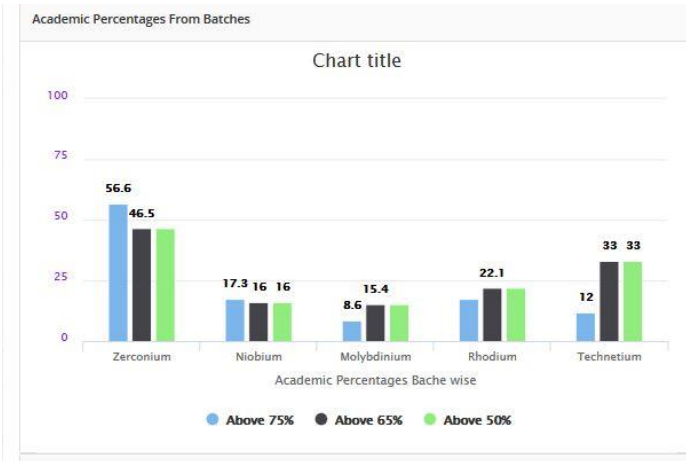
Placed Candidates From Batches

Placed Candidates

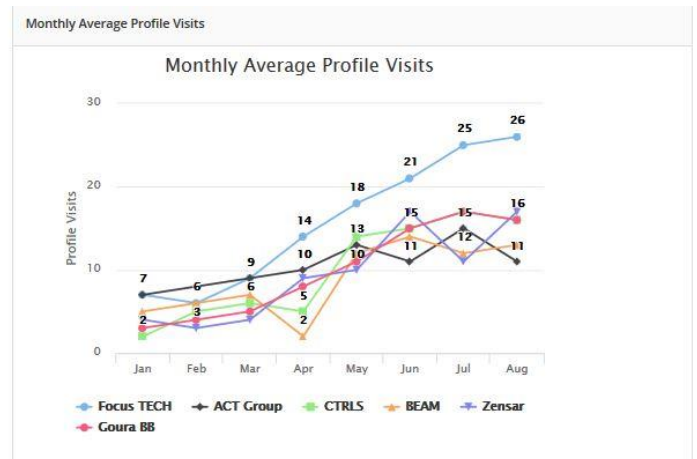
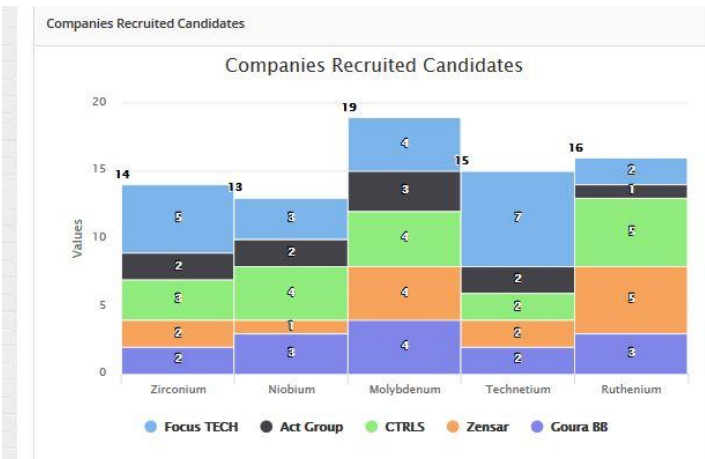


- Counsellor see Reports of Academic Percentage of Batch Wise and Placed Candidates from Recruiter in Graph.

Client Project



- Counsellor see Reports of Companies Recruited Candidates and Monthly Average Visited the Students as shown in Graph below.



8.5) Batches:

- Counsellor can add batches and see all batches.

[CANDIDATES +](#)
[FACULTY +](#)
[REPORTS +](#)
[BATCHES +](#)
[JOBS +](#)

[Add Batch](#)
[Add New Batch](#)
[List all Batches](#)

[Dashboard](#) / [List of Batches](#) / [Add Batch](#)

Client Project

8.5.1) Add Batches:

- Counsellor can add batches with faculty, Technology, and status.

Add Batch List all Batches

Dashboard / List of Batches / Add Batch

Add Batch

| | | | |
|--------------------|--|-----------------|---|
| Batch ID: | <input type="text"/> | Batch Name: | <input type="text"/> |
| Batch Start Date: | <input type="text"/> | Batch End Date: | <input type="text"/> |
| Select Technology: | <input type="text" value="Select Technology"/> | Select Faculty: | <input type="text" value="Select Faculty"/> |
| Status: | <input type="text" value="SELECT STATUS"/> | | |

Save

8.5.2) List Batches:

- Counsellor can see all batches list with faculty, Technology, and status.

Listing All Batches with Details Add New Batch

Dashboard / Listing All Batches

Search:

| Batch ID | Name | Start Date | End Date | Technology | Faculties | No.of Student | Status | Action |
|----------|------------|------------|------------|------------|----------------|---------------|----------|--------|
| 12345 | SD | 2017-01-19 | 2017-01-20 | Checkpoint | Jacine John | 1 | Inactive | |
| GNI1 | Zirconium | 2016-01-01 | 2016-03-18 | CCNA,CCNP | Goutham Yemna | 1 | Active | |
| GNI2 | Molybdenum | 2016-01-01 | 2016-03-25 | CCNA,CCNP | Goutham Yemna | 1 | Inactive | |
| GNI3 | Rhodium | 2015-06-07 | 2015-09-07 | CCNA,CCNP | sowjanya akema | 2 | Inactive | |
| GNI4 | Cirum | 2015-03-04 | 2015-08-05 | CCNA,CCNP | Shilpa Kumbam | 0 | Inactive | |
| GNI5 | Eminium | 2015-11-17 | 2016-01-12 | CCNA,CCNP | sowjanya akema | 1 | Inactive | |
| GNI6 | Caesium | 0000-00-00 | 0000-00-00 | CCNA | Shilpa Kumbam | 4 | Active | |

Show 25 entries Showing 1 to 7 of 7 entries

Previous 1 Next

Client Project

8.6) Jobs:

- Counsellor can see all jobs and view it.

Listing All Jobs with Details

Dashboard / Listing All Jobs

Search:

| S.No | Date | Client | Location | Salary | | Experience | | Passout Year | Job Status | Shared | Scheduled | Attended | Action |
|------|-----------|--------|-----------|------------|------------|----------------|----------------|--------------|------------|--------|-----------|----------|----------------------|
| | | | | Min Salary | Max Salary | Min Experience | Max Experience | | | | | | |
| 1 | 10-Jan-17 | TCS | hyderabad | 10000 | 30000 | 1 | 3 | 2012 | closed | 5 | 4 | 2 | View |

Show 25 entries Showing 1 to 1 of 1 entries

Previous **1** Next

Excel PDF Column visibility

- Counsellor can schedule interviews and see how many attended and selected candidate details.
- Counsellor update each data by check the radio buttons.
- Counsellor also see full details of company and contact details.

TCS Job Details

Dashboard / TCS Job Details

TCS 4 Submitted Resumes 1 Scheduled Interviews 1 Attended Interviews 1 Selected Candidates

BDM Created > Recruiter Sent Resume > BDM Applied to Client > Client Interview Scheduled > **Closed**

| | | | |
|--------------------|-------------------------------|-----------------|---------------|
| Client Name: | TCS | Job Title: | php developer |
| Job Location: | hyderabad | Client Website: | www.tcs.com |
| Interview Address: | #143, Mind Space, Hitech City | Backlogs: | No |
| Salary: | 10000 - 30000 | Experience: | 1 - 3 |
| Passout Year: | 2012 | Job Status: | Closed |

Job Description: If creating interactive and dynamic websites sounds like an intriguing career, consider becoming a web developer. Web development describes many jobs that include webmaster, web designer and web architect. Depending on the position, duties could include programming the structure of sites using HTML and JavaScript, choosing visual components and layout, fixing errors, adding applications and video, observing website traffic and setting up site access for modification purposes.

Client Project

HR Contact Details

Name: thakur

Email: thakur@asd.com

Phone: 4651321534

Designation: HR Manager

Mark as Scheduled

| S No | Candidate ID | Candidate Name | Golars Grade | Experience | Higher Qualification / % | Passed Out | Status | Action |
|------|--------------|----------------------|--------------|------------|--------------------------|------------|----------------|---|
| 1 | GNS10101 | Mohammad Abdul Razak | 89 | fresher | B.Tech / 63 | 2015 | Dropped Refund | <input checked="" type="radio"/> Yes <input type="radio"/> No |
| 2 | GN-INT21 | Raghuvamshikrishna | 9 | 1 | B.tech / 71 | 2012 | Aspirant | <input type="radio"/> Yes <input checked="" type="radio"/> No |
| 3 | g898 | raftar | 3 | 2 | ghg / 354 | 2010 | Dropped Refund | <input type="radio"/> Yes <input checked="" type="radio"/> No |
| 4 | g898 | raftar | 3 | 2 | ghg / 354 | 2010 | Dropped Refund | <input type="radio"/> Yes <input checked="" type="radio"/> No |

Update

Mark as Attended

| S No | Candidate ID | Candidate Name | Golars Grade | Experience | Higher Qualification / % | Passed Out | Status | Action |
|------|--------------|----------------------|--------------|------------|--------------------------|------------|----------------|---|
| 1 | GNS10101 | Mohammad Abdul Razak | 89 | fresher | B.Tech / 63 | 2015 | Dropped Refund | <input checked="" type="radio"/> Yes <input type="radio"/> No |

Update

Update

Mark as Selected

| S No | Candidate ID | Candidate Name | Golars Grade | Experience | Higher Qualification / % | Passed Out | Status | Action |
|------|--------------|----------------------|--------------|------------|--------------------------|------------|----------------|---|
| 1 | GNS10101 | Mohammad Abdul Razak | 89 | fresher | B.Tech / 63 | 2015 | Dropped Refund | <input checked="" type="radio"/> Yes <input type="radio"/> No |

Update

Add Candidates

Batch Name

Payment

Course Name

Passout Year

Client Project

8.7) Students:

- Counsellor can see all details of student's and view the profile and edit the profile of each student.

Candidates List Add New Candidate

Dashboard / Candidates List

Search:

| S No | Candidate ID | Candidate Name | Batch | Golars Grade | Experience | Higher Qualification / % | Passed Out | Status | Action |
|------|--------------|----------------------|------------|--------------|------------|--------------------------|------------|----------------|--------|
| 1 | GN510101 | Mohammad Abdul Razak | Rhodium | 89 | fresher | B.Tech / 63 | 2015 | Dropped Refund | |
| 2 | g898 | raftar | Molybdinum | 3 | 2 | ghg / 354 | 2010 | Dro | View |
| 3 | GN-INT21 | Raghuvamshikrishna | Rhodium | 9 | 1 | B.tech / 71 | 2012 | Asp | Edit |
| 4 | S501111640 | Shiva Prasad | Caesium | 0 | 2 | btech / 0 | 2000 | Dropped | |
| 5 | S501111637 | Nainika Sethiya | Caesium | 0 | | / 0 | 0 | Placed | |
| 6 | S501111610 | Sekhar Naidu | Caesium | 0 | | / 0 | 0 | Aspirant | |
| 7 | S501111609 | Manisha Kota | Caesium | 0 | | / 0 | 0 | Aspirant | |
| 8 | GN 12345 | Sai Teja | Eminium | 70 | 1 | B.Tech / 70 | 2014 | Placed | |

Show 25 entries Showing 1 to 8 of 8 entries Previous 1 Next

- Counsellor can edit the data of student.

Mohammad Abdul Razak Edit Candidates List

Dashboard / Candidates List / Mohammad Abdul Razak Edit

Enter Candidate Basic Details

Consultancy (for students other than India)

Consultancy Name

General

Profile Pic (800*500) Browse

| | | | |
|-----------------------|---|--------------|---|
| Id (Golars ID) | <input type="text" value="GN510101"/> | Name | <input type="text" value="Mohammad Abdul Razak"/> |
| Mobile | <input type="text" value="8977882243"/> | Email | <input type="text" value="razzaq307abdul@gmail.com"/> |

Client Project

8.8) View Students:


- Counsellor can view the data of student and see all details of student and add mock interviews, resumes, concerns, etc.
- Full Profile of Student.

Mohammad Abdul Razak Details Candidates List


[Dashboard](#) / [Candidates List](#) / Mohammad Abdul Razak Details

Mohammad Abdul Razak Dropped Refund **Golars ID: GNS10101**

3 Client Interviews8 Profile Visits0 Expressed Interest



Candidate Name: Mohammad Abdul Razak
Candidate Email: razzag307abdul@gmail.com
Candidate Phone: 8977882243
Recruiter Email: deepthi@golarsnetworks.com
Recruiter Phone: 040-40900906
Batch: Rhodium
Batch Stated At : June 7th 2015
Batch Completed At : September 7th 2015

Golars Certificate Golars Grade 89

| | |
|-------------|---------------|
| Recruiter | Deepthi N |
| LAB Faculty | Goutham Yemna |

Mock HRMock TechnicalClient IQ

| | |
|------------------|-------------|
| Higher Education | B.Tech - 63 |
| Passed Out Year | 2015 |
| Inter Marks | 830 |
| 10th Marks | 480 |

| | |
|------------|---------|
| Experience | fresher |
| Backlogs | 0 |
| Location | |
| Status | |

CCNACCNPLINUXMICSEASA FIREWALLFS LOAD BALANCERPALO ALTOJUNIPERCCEDATA CENTERREAL TIME PROJECTSCEHNETWORKING TOOLS

AttendanceMock TestsMock InterviewsResumeInterview StatusGradeAttachmentsStudent TestsMaterials

Class Room LabsReal Time LabsWritten TestsEmailConcernsGolars Certificate

Add New

Search:

| S.No | Concerns |
|------|--|
| 1 | FHNGDCFGDGHFDGHFSGD |
| 2 | demo1 |
| 3 | Demo For Concerns Required |
| 4 | No Bottolues in Hi-tech |
| 5 | In Hi-Tech City No Chairs For Students.. |
| 6 | In Hi-Tech City No Chairs For Students.. |

Show 25 entriesShowing 1 to 6 of 6 entries

Previous 1 Next

localhost/client_profile/17#attendance

Client Project

8.8.1) Add Course:

- Counsellor can add course to student by clicking yes or no options in breadcrumbs, if the student is joined breadcrumb will be the green else it will be the red.

Batch: Rhodium
Batch Stated At : June 7th 2015
Batch Completed At : September 7th 2015

| | |
|------------------|-------------|
| Higher Education | B.Tech - 63 |
| Passed Out Year | 2015 |
| Inter Marks | 830 |
| 10th Marks | 480 |

| | |
|------------|---------|
| Experience | fresher |
| Backlogs | 0 |
| Location | |
| Status | |

Mock HR Mock Technical Client IQ

CCNA CCNP LINUX MCSE ASA FIREWALL FS LOAD BALANCER PALO ALTO JUNIPER CCIE DATA CENTER REAL TIME PROJECTS CDH NETWORKING TOOLS

YES NO

Attendance Mock Tests Mock Interviews Resume Interview Status Grade Attachments Student Tests Materials

Class Room Labs Real Time Labs Written Tests Email Concerns Golars Certificate

Course Attendance Soft Skills Aptitude Real Time Project MCSE Linux

8.8.2) Attendance:

- Counsellor See full attendance details Class Room Wise.

Client Project

Attendance Mock Tests Mock Interviews Resume Interview Status Grade Attachments Student Tests Materials
Class Room Labs Real Time Labs Written Tests Email Concerns Golars Certificate

Course Attendance Soft Skills Aptitude Real Time Project MCSE Linux

Search:

| Date | Class Topic | WebEx Approval | Status |
|-----------|-------------|----------------|---------|
| 02-Jan-17 | WebEx | - | Present |
| 10-Feb-17 | ghafghaf | - | Present |
| 21-Dec-16 | WebEx | - | Present |
| 22-Dec-16 | WebEx | - | Present |
| 28-Dec-16 | EIGRP | - | Present |
| 29-Dec-16 | WebEx | - | Present |

Show 25 entries Showing 1 to 6 of 6 entries Previous 1 Next

Excel PDF Column visibility

8.8.3) Mock Tests:

- Counsellor See student mock tests with topic name and results.

Attendance Mock Tests Mock Interviews Resume Interview Status Grade Attachments Student Tests Materials
Class Room Labs Real Time Labs Written Tests Email Concerns Golars Certificate

Search:

| S.No | Date of Exam | Candidate ID | Candidate Name | Topics | Result(%) |
|------|--------------|--------------|----------------------|--------------|-----------|
| 1 | 09-Jan-17 | GNS10101 | Mohammad Abdul Razak | java Test | 0 |
| 2 | 26-Dec-16 | GNS10101 | Mohammad Abdul Razak | java Test | 33.33 |
| 3 | 23-Dec-16 | GNS10101 | Mohammad Abdul Razak | java Test | 0 |
| 4 | 23-Dec-16 | GNS10101 | Mohammad Abdul Razak | student quiz | 100.00 |
| 5 | 21-Dec-16 | GNS10101 | Mohammad Abdul Razak | java Test | 75.00 |
| 6 | 21-Dec-16 | GNS10101 | Mohammad Abdul Razak | java Test | 0 |

8.8.4) Mock Interviews:

- Counsellor add mock interviews to mock type, score, and comments and see details student mock tests with mock type name and results.
- Click add new button for adding mock interviews, click cancel button to hide mock interview form.

Client Project

Attendance Mock Tests **Mock Interviews** Resume Interview Status Grade Attachments Student Tests Materials
Class Room Labs Real Time Labs Written Tests Email Concerns Golars Certificate

Add Mock Interview

Date: 2017-02-14 Mock Type: Mock Type

Score/10: Score/10

Comments: Comments

Cancel Save

Search:

| S.No ^ | Date | HR/Technical | Score/10 | Comments |
|--------|-----------|--------------|----------|-------------------|
| 1 | 11-Jan-17 | HR | 5 | Need to improv |
| 2 | 09-Jan-17 | HR | 5 | kugfjhgcfjgdyfsrt |
| 3 | 03-Jan-17 | Technical | 5 | uyfguyfguyf |
| 4 | 23-Dec-16 | Student Exam | 100.00 | |
| 5 | 21-Dec-16 | TECHNICAL | 75.00 | |

8.8.5) Resume:

- Counsellor add new resume and modify the existing resume and download the resume.

Attendance Mock Tests Mock Interviews **Resume** Interview Status Grade Attachments Student Tests Materials
Class Room Labs Real Time Labs Written Tests Email Concerns Golars Certificate

fvdvdsdgsdzsfghdf

Download PDF Update

Client Project

8.8.6) Interview Status:

- Counsellor add interview status to student, and see details of student interview status, and edit it.
- Click add new button for adding interview status of student, click cancel button to hide interview form.

The screenshot shows the 'Add Interview Status' form. It includes the following fields:

- Client Name: Client Name
- Aptitude: Aptitude
- Aptitude Status: Aptitude Status
- Group Discussion: Group Discussion
- G D Status: G D Status
- Written Test: Written Test
- Written Status: Written Status
- Technical 1: Technical 1
- Technical 1 Status: Technical 1 Status
- Technical 2: Technical 2
- Technical 2 Status: Technical 2 Status
- HR Round: HR Round
- HR Round Status: HR Round Status
- Offer Issued: Offer Issued
- Final Status: Final Status

Buttons: Cancel, Save

The screenshot shows the Interview Status table with the following data:

| S.No | Date | Client | Aptitude | | Group Discussion | | Tech Written | | Tech Round1 | |
|------|-----------|---------|----------|-----------------|------------------|------------|--------------|----------------|-------------|----------|
| | | | Aptitude | Status | Group Discussion | Status | Tech Written | Status | Tech Round1 | Status |
| 1 | 19-Jan-17 | FTD | Aptitude | Aptitude Status | Group Discussion | G D Status | Attended | Selected | Attended | Selected |
| 2 | 09-Jan-17 | oracle | Attended | Selected | Missed | G D Status | Written Test | Written Status | Missed | Pending |
| 3 | 26-Dec-16 | infosys | Attended | Pending | Attended | Selected | Written Test | Written Status | Attended | Selected |

Buttons: Add New, Search, Excel, PDF, Column visibility

8.8.7) Grade:

- Counsellor add grade to student, and see details of student grade and edit it.

Client Project

- Click add new button for adding grade of student, click cancel button to hide grade form.

The screenshot shows a web application interface with a navigation menu at the top. The 'Grade' menu item is highlighted. Below the navigation menu is the 'Add Ranking' form. The form has the following fields:

- Faculty name: Goutham Yemna
- Score/10: [Empty text box]
- Approve: Approve (dropdown menu)
- Comments: [Empty text box]

At the bottom right of the form are 'Cancel' and 'Save' buttons. Below the form is a search bar and a table with the following data:

| S.No | Faculty name | Score | Approve | Comments | Action |
|------|---------------|-------|---------|-----------|--------|
| 1 | Goutham Yemna | 10 | YES | Good mmm | Edit |
| 2 | Goutham Yemna | 9 | Yes | Very Good | Edit |

8.8.8) Attachments:

- Counsellor add attachments to student, and see details of student attachments, view attachments.
- Click add new button for adding attachments of student, click cancel button to hide attachments form.

Client Project

Attendance Mock Tests Mock Interviews Resume Interview Status Grade Attachments Student Tests Materials
Class Room Labs Real Time Labs Written Tests Email Concerns Golars Certificate

Add Attachment

Title Description

Browse

Search:

| S.No ^ | Attachment Title | Description | Date | File | Action |
|--------|------------------|----------------------------|-------------|----------------------|-------------------------------------|
| 1 | resume | Resume | 19-Jan-2017 | 490421484806603.docx | <input type="button" value="View"/> |
| 2 | attachment two | attachment two description | 28-Dec-2016 | 940161482904176.xls | <input type="button" value="View"/> |

Show 25 entries Showing 1 to 2 of 2 entries

Previous **1** Next

8.8.9) Student Tests:

- Counsellor see all details of student tests.

Attendance Mock Tests Mock Interviews Resume Interview Status Grade Attachments Student Tests Materials
Class Room Labs Real Time Labs Written Tests Email Concerns Golars Certificate

Search:

| S.No ^ | Date of Exam | Candidate ID | Candidate Name | Topics | Result(%) |
|--------|--------------|--------------|----------------------|--------------|-----------|
| 1 | 10-Jan-17 | GNS10101 | Mohammad Abdul Razak | student quiz | 0 |
| 2 | 26-Dec-16 | GNS10101 | Mohammad Abdul Razak | student quiz | 0 |
| 3 | 23-Dec-16 | GNS10101 | Mohammad Abdul Razak | student quiz | 100.00 |

Show 25 entries Showing 1 to 3 of 3 entries

Previous **1** Next

8.8.10) Materials:

- Counsellor add materials to student, and see details of student materials, view materials.
- Click add new button for adding materials of student, click cancel button to hide materials form.

Client Project

Attendance Mock Tests Mock Interviews Resume Interview Status Grade Attachments Student Tests **Materials**

Class Room Labs Real Time Labs Written Tests Email Concerns Golars Certificate

Add Material

Title: Batch: Course:

Description: Browse: EOD.xlsx

Search:

| S.No | Material Title | Date | Material 1 | Material 2 | Material 3 | Material 4 |
|------|-----------------|-------------|-------------------------------------|-------------------------------------|-------------------------------------|------------|
| 1 | sofsdg | 08-Feb-2017 | <input type="button" value="View"/> | . | . | . |
| 2 | ccna material | 18-Jan-2017 | <input type="button" value="View"/> | <input type="button" value="View"/> | <input type="button" value="View"/> | . |
| 3 | sample material | 17-Jan-2017 | <input type="button" value="View"/> | . | . | . |
| 4 | material one | 28-Dec-2016 | <input type="button" value="View"/> | . | . | . |

8.8.11) Classroom Labs:

- Counsellor add classroom labs to student, and see details of student classroom labs, view classroom labs attachments.
- Click add new button for adding classroom labs of student, click cancel button to hide classroom labs form.

Attendance Mock Tests Mock Interviews Resume Interview Status Grade Attachments Student Tests Materials

Class Room Labs Real Time Labs Written Tests Email Concerns Golars Certificate

Add Lab Details

Lab: Topic Name:

GNS3 Score: Live Devices Score:

Attachment 1: Attachment 2:

Search:

| S.No | Lab | Topic Name | Score GNS3 | Score Live Devices | Attachment 1 | Attachment 2 | Action |
|------|--------------------------------------|--|--------------------------------|---------------------------------|-------------------------------------|-------------------------------------|-------------------------------------|
| 1 | <input type="text" value="saef"/> | <input type="text" value="sofsdf"/> | <input type="text" value="6"/> | <input type="text" value="6"/> | <input type="button" value="View"/> | <input type="button" value="View"/> | <input type="button" value="Edit"/> |
| 2 | <input type="text" value="lab one"/> | <input type="text" value="lab one topic updated"/> | <input type="text" value="9"/> | <input type="text" value="10"/> | <input type="button" value="View"/> | <input type="button" value="View"/> | <input type="button" value="Edit"/> |

Show entries Showing 1 to 2 of 2 entries

Previous Next

8.8.12) Real-time Labs:

- Counsellor add real-time labs to student, and see details of student c real-time, view real-time attachments.

Client Project

- Click add new button for adding real-time labs of student, click cancel button to hide real-time labs form.

Attendance Mock Tests Mock Interviews Resume Interview Status Grade Attachments Student Tests Materials

Class Room Labs **Real Time Labs** Written Tests Email Concerns Golars Certificate

Add Lab Details

Lab Topic Name

GNS3 Score Live Devices Score

Attachment 1 Attachment 2

Search:

| S.No ^ | Lab | Topic Name | Score GNS3 | Score Live Devices | Attachment 1 | Attachment 2 | Action |
|--------|--|--|--------------------------------|--------------------------------|-------------------------------------|-------------------------------------|-------------------------------------|
| 1 | <input type="text" value="198888j@u"/> | <input type="text" value="89iuj7ny"/> | <input type="text" value="6"/> | <input type="text" value="6"/> | <input type="button" value="View"/> | <input type="button" value="View"/> | <input type="button" value="Edit"/> |
| 2 | <input type="text" value="lab three"/> | <input type="text" value="lab three topic updated"/> | <input type="text" value="6"/> | <input type="text" value="7"/> | | <input type="button" value="View"/> | <input type="button" value="Edit"/> |
| 3 | <input type="text" value="lab two"/> | <input type="text" value="lab two topic updated"/> | <input type="text" value="5"/> | <input type="text" value="6"/> | <input type="button" value="View"/> | <input type="button" value="View"/> | <input type="button" value="Edit"/> |

8.8.13) Written Tests:

- Counsellor see written tests and edit score.

Attendance Mock Tests Mock Interviews Resume Interview Status Grade Attachments Student Tests Materials

Class Room Labs Real Time Labs **Written Tests** Email Concerns Golars Certificate

Search:

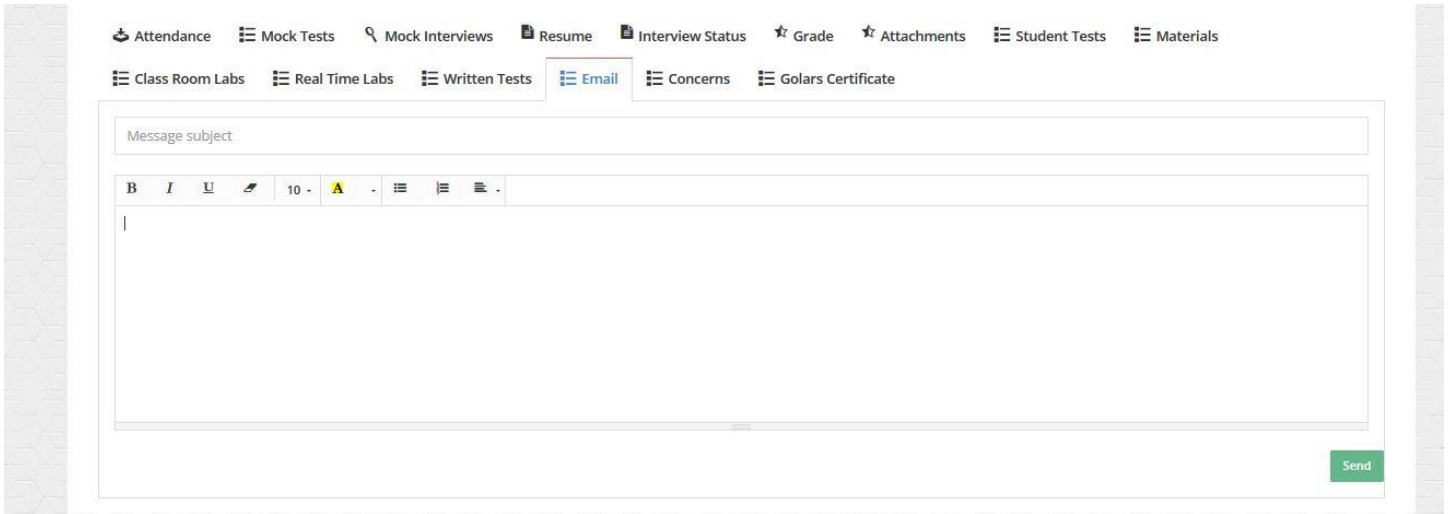
| S.No ^ | Date | Quiz Name | Question | Answer | Score |
|--------|-------------|-----------|--------------------|---|--|
| 1 | 09-Jan-2017 | WRITTEN | What is CCNA? | dds | <input type="text" value="7"/> <input type="button" value="Save"/> |
| 2 | 09-Jan-2017 | WRITTEN | Full form of CCNA? | sdsssd | <input type="text" value="6"/> <input type="button" value="Save"/> |
| 3 | 28-Dec-2016 | WRITTEN | What is CCNA? | CCNA (Cisco Certified Network Associate) is an IT ... Readmore | <input type="text" value="9"/> <input type="button" value="Save"/> |
| 4 | 28-Dec-2016 | WRITTEN | Full form of CCNA? | Cisco Certified Network Associate | <input type="text" value="2"/> <input type="button" value="Save"/> |

Show entries Showing 1 to 4 of 4 entries Previous Next

8.8.14) Email:

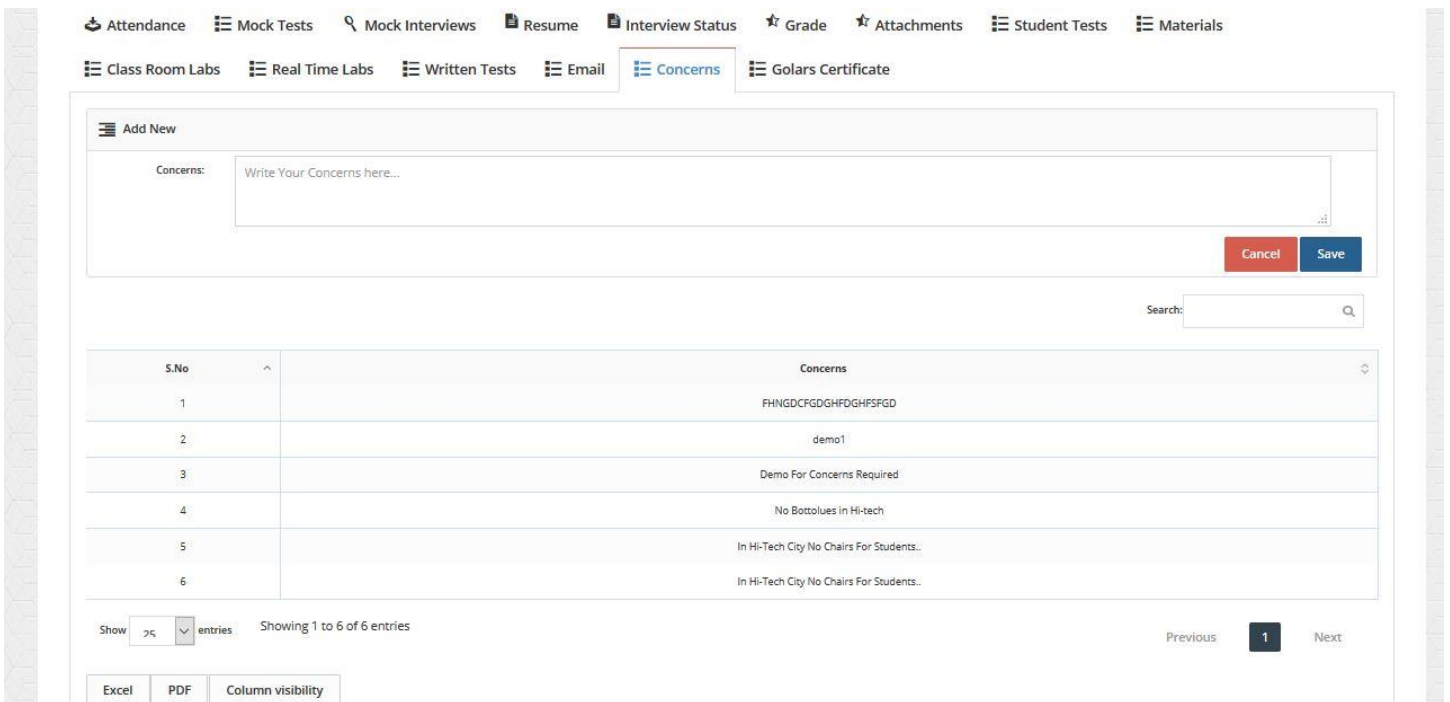
- Counsellor send an email to student.

Client Project



8.8.15) Concerns:

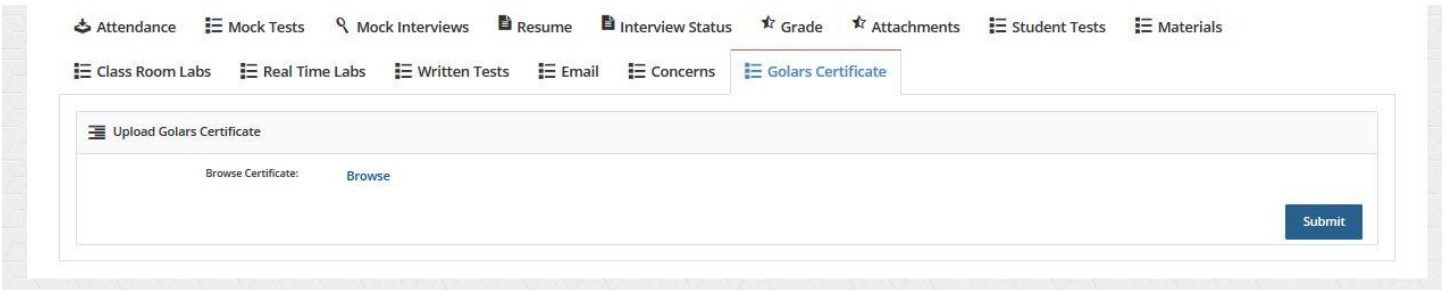
- Counsellor can add concerns to student.
- Click add new button for adding concerns of student, click cancel button to hide concerns form.



8.8.16) Golars Certificate:

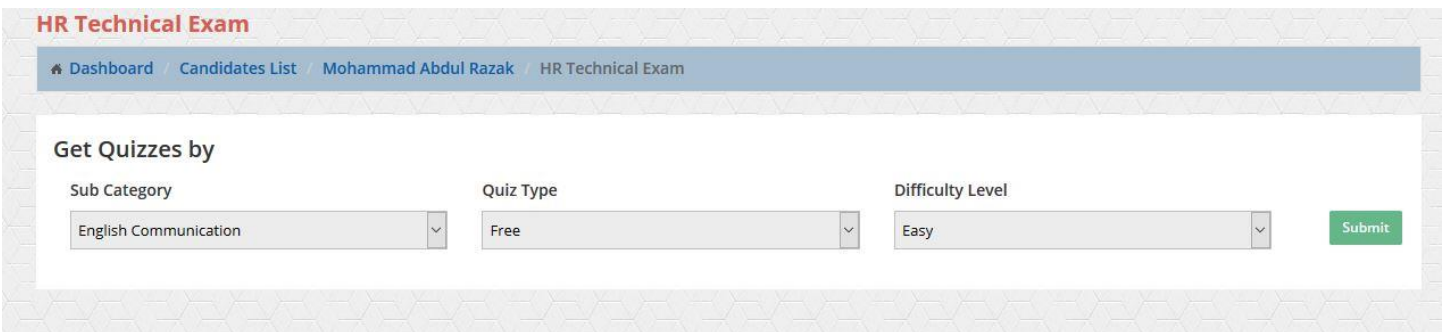
Client Project

- Counsellor can add Golars certificate to student.

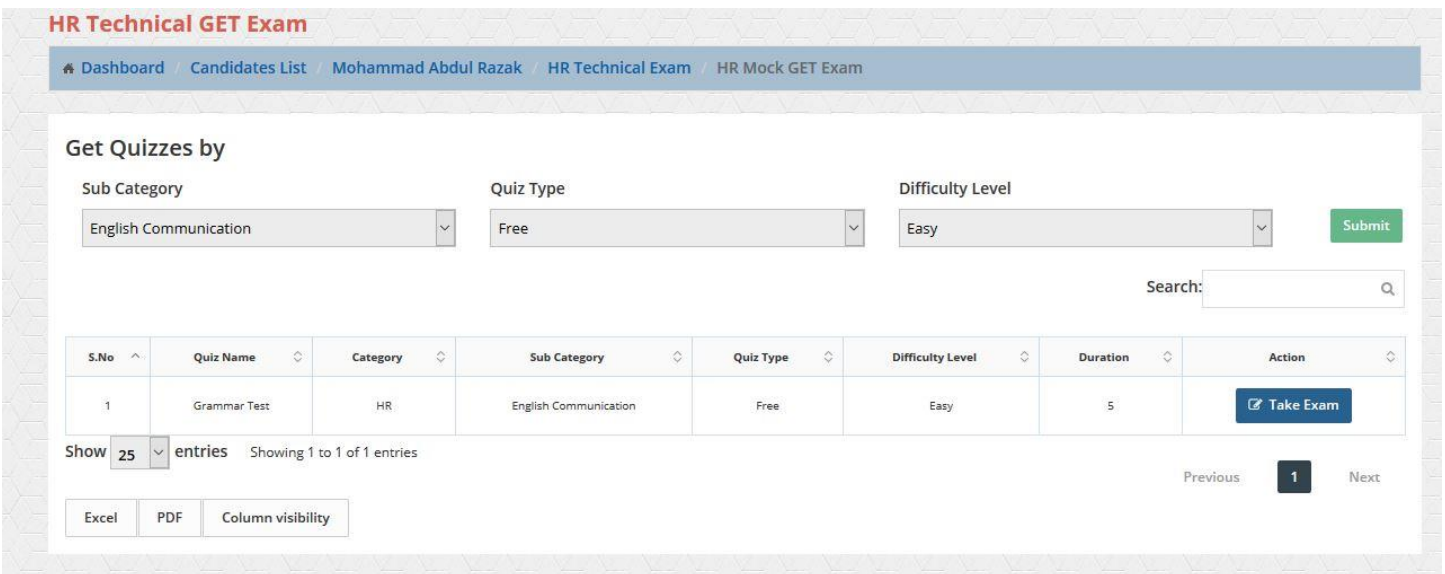


8.8.17) Mock HR:

- Counsellor can conduct Mock HR Exam to Students.



- Student select category, Quiz type, Difficulty Level and click Submit.



- Student Ready to Take Exam and click on it.

Client Project

Home / Candidates List / Mohammad Abdul Razak / HR Technical Exam / Instructions

Please read the following instructions carefully

GENERAL INSTRUCTIONS:

1. Total of 5 minutes duration will be given to attempt all the questions.
2. The clock has been set at the server and the countdown timer at the top right corner of your screen will display the time remaining for you to complete the exam. When the clock runs out the exam ends by default - you are not required to end or submit your exam.



You have not visited the question yet.



You have not answered the question.



You have answered the question.



You have answered the question but have marked the question for review.

The computer provided to me is in proper working condition. I have read and understood the instructions given above.

Start Exam

- Check the Check box and click start exam.

Home Online Assessment Mock Test (Grammar Test)

SUBJECTS English

Question No. 1

What is Golars?

1) Training Center

2) Consultancy

3) sadasd

4) dgw

Previous Mark for Review & Next Next Clear Answer Finish

Mohammad Abdul Razak

You are viewing Grammar Test Section

Question Palette : Time Left : 4:53

1 2 3 4 5 6

7

Legends :

0 Answered 0 Not Answered

0 Marked 7 Not Visited

- Blue Color means not visited the question yet.
- Green Color means answered the question.
- Orange Color means answered the question but have marked the question for review.
- Red Color means not Answered.

Client Project

Home ✓ Online Assessment Mock Test (Grammar Test)

SUBJECTS **English**

Question No. 4

wht is queue?

1) fadff
2) adfdf
3) ffff
4) wer

Previous **Mark for Review & Next** **Next** **Clear Answer** **Finish**

Mohammad Abdul Razak

You are viewing Grammar Test Section
Question Palette : Time Left : 3:3

1 2 3 4 5 6
7

Legends :

1 Answered 1 Not Answered
1 Marked 4 Not Visited

8.8.18) Mock Technical:

- Follow the Mock HR Instructions as shown in above.

8.8.19) Client IQ:

- Follow the Mock HR Instructions as shown in above.

8.9) Aspirants:

- Students is Ready to crack the interview. As displayed below.

Aspirant Candidates List **Add New Candidate**

Dashboard / Aspirant Candidates List

Search:

| S No | Candidate ID | Candidate Name | Batch | Golars Grade | Experience | Higher Qualification / % | Passed Out | Status | Action |
|------|--------------|--------------------|---------|--------------|------------|--------------------------|------------|----------|--------|
| 1 | GN-HINT21 | Raghuvamshikrishna | Rhodium | 9 | 1 | B.tech / 71 | 2012 | Aspirant | |
| 2 | 5501111610 | Sekhar Naidu | Caesium | 0 | | / 0 | 0 | Aspirant | |
| 3 | 5501111609 | Manisha Kota | Caesium | 0 | | / 0 | 0 | Aspirant | |

Show 25 entries Showing 1 to 3 of 3 entries

Previous **1** Next

Excel PDF Column visibility

Client Project

8.10) In Training:

- Students is in training course is still running. As displayed below.

In Training Candidates List Add New Candidate

Dashboard / In Training Candidates List

Search:

| S No | Candidate ID | Candidate Name | Batch | Golars Grade | Experience | Higher Qualification / % | Passed Out | Status | Action |
|----------------------------|--------------|----------------|-------|--------------|------------|--------------------------|------------|--------|--------|
| No data available in table | | | | | | | | | |

Show 25 entries Showing 0 to 0 of 0 entries

Previous Next

Excel PDF Column visibility

8.11) Placed:

- Students who are Successfully completed course and got a job. As displayed below.

Placed Candidates List Add New Candidate

Dashboard / Placed Candidates List

Search:

| S No | Candidate ID | Candidate Name | Batch | Golars Grade | Experience | Higher Qualification / % | Passed Out | Status | Action |
|------|--------------|-----------------|---------|--------------|------------|--------------------------|------------|--------|--------|
| 1 | 5501111637 | Nainika Sethiya | Caesium | 0 | | / 0 | 0 | Placed | |
| 2 | GN 12345 | Sai Teja | Eminium | 70 | 1 | B.Tech / 70 | 2014 | Placed | |

Show 25 entries Showing 1 to 2 of 2 entries

Previous 1 Next

Excel PDF Column visibility

8.12) Dropped:

- Students who are left Course without completing. As displayed below.

Dropped Candidates List Add New Candidate

Dashboard / Dropped Candidates List

Search:

| S No | Candidate ID | Candidate Name | Batch | Golars Grade | Experience | Higher Qualification / % | Passed Out | Status | Action |
|------|--------------|----------------|---------|--------------|------------|--------------------------|------------|---------|--------|
| 1 | 5501111640 | Shiva Prasad | Caesium | 0 | 2 | btech / 0 | 2000 | Dropped | |

Show 25 entries Showing 1 to 1 of 1 entries

Previous 1 Next

Excel PDF Column visibility

Client Project

8.13) Dropped Refund:

- Students who are left Course without completing fee amount will be refunded back. As displayed below.

Dropped Refund Candidates List Add New Candidate

Dashboard / Dropped Refund Candidates List

Search:

| S No | Candidate ID | Candidate Name | Batch | Golars Grade | Experience | Higher Qualification / % | Passed Out | Status | Action |
|------|--------------|----------------------|-------------|--------------|------------|--------------------------|------------|----------------|--------|
| 1 | GNS10101 | Mohammad Abdul Razak | Rhodium | 89 | fresher | B.Tech / 63 | 2015 | Dropped Refund | |
| 2 | g898 | raftar | Molybdlinum | 3 | 2 | ghg / 354 | 2010 | Dropped Refund | |

Show 25 entries Showing 1 to 2 of 2 entries

Previous **1** Next

Excel PDF Column visibility

8.14) Tickets:

- Students can raise issues (any problem if he/her was facing with management or related with course) if the management solve that issues it will 'pre-closed', issues(problem) successfullly will not going to be closed until the student have not closed.

Search:

| S No | Date | Candidate ID | Candidate Name | Topic Name | Description | Status | Batch | Action |
|------|-------------|--------------|----------------------|-----------------|-------------------------------------|------------|---------|-------------------------------------|
| 1 | 10-Jan-2017 | GNS10101 | Mohammad Abdul Razak | ticket 1 | have an issue with login | Pre-Closed | Rhodium | <input type="button" value="View"/> |
| 2 | 11-Jan-2017 | GNS10101 | Mohammad Abdul Razak | ticket 2 | afasfasdyhdfnfgjdgghkjhk | Closed | Rhodium | <input type="button" value="View"/> |
| 3 | 16-Jan-2017 | GNS10101 | Mohammad Abdul Razak | EIGRP Questions | Not aboe to do on real time routers | Open | Rhodium | <input type="button" value="View"/> |

Show 25 entries Showing 1 to 3 of 3 entries

Previous **1** Next

Excel PDF Column visibility

Client Project

9. Student Module:

9.1) Home:

- Student when he logged in. student can view his profile, Golars certificate, his course complete details, Attendance, Exam Results, Mock Tests, Resume, Mock interviews, interview status, Materials, Classroom labs and Grade.

The screenshot shows the student profile page for Mohammad Abdul Razak. The page includes a navigation bar with links for HOME, REFER A FRIEND, RAISE TICKET, RAISED TICKETS, and ABDUL. The profile header displays the student's name, a 'DROPPED REFUND' status, and the Golars ID: GNS10101. It also shows statistics: 3 Client Interviews, 8 Profile Visits, and 0 Expressed Interest. The profile details include a candidate name, recruiter email (deepthi@golarsnetworks.com), recruiter phone (040-40900906), batch (Rhodium), batch start date (June 7th 2015), and batch completion date (September 7th 2015). A table lists the recruiter as Deepthi N and the LAB Faculty as Goutham Yemna. The profile also features a 'Golars Certificate' and a 'Golars Grade 89'. A progress bar shows completed courses: CCNA, CCNP, LINUX, MCSE, ASA FIREWALL, FS LOAD BALANCER, PALO ALTO, JUNIPER, CCIE, DATA CENTER, REAL TIME PROJECTS, CEH, and NETWORKING TOOLS. The main content area has tabs for Attendance, Mock Tests, Mock Interviews, Resume, Interview Status, Grade, Attachments, Student Tests, Materials, and Class Room Labs. Under the 'Attendance' tab, there are sub-tabs for Real Time Labs and Written Tests. The 'Course Attendance' sub-tab is active, showing a table with columns for Date, Class Topic, WebEx Approval, and Status. The table contains 6 entries, all with a status of 'Present'. The page also includes a search bar and pagination controls.

WELCOME MOHAMMAD ABDUL RAZAK DROPPED REFUND GOLARS ID: GNS10101

3 Client Interviews **8 Profile Visits** **0 Expressed Interest**

Candidate Name: Mohammad Abdul Razak
Recruiter Email: deepthi@golarsnetworks.com
Recruiter Phone: 040-40900906
Batch: Rhodium
Batch Stated At : June 7th 2015
Batch Completed At : September 7th 2015

Golars Certificate **Golars Grade 89**

| | |
|-------------|---------------|
| Recruiter | Deepthi N |
| LAB Faculty | Goutham Yemna |

Student Exam **Written Test**

| | |
|------------------|-------------|
| Higher Education | B.Tech - 63 |
| Passed Out Year | 2015 |
| Inter Marks | 830 |
| 10th Marks | 480 |

| | |
|------------|---------|
| Experience | fresher |
| Backlogs | 0 |
| Location | |
| Status | |

CCNA CCNP LINUX MCSE ASA FIREWALL FS LOAD BALANCER PALO ALTO JUNIPER CCIE DATA CENTER REAL TIME PROJECTS CEH NETWORKING TOOLS

Attendance Mock Tests Mock Interviews Resume Interview Status Grade Attachments Student Tests Materials Class Room Labs

Real Time Labs Written Tests

Course Attendance Soft Skills Aptitude Real Time Project MCSE Linux

Show 10 entries Search:

| Date | Class Topic | WebEx Approval | Status |
|-----------|-------------|----------------|---------|
| 02-Jan-17 | WebEx | - | Present |
| 10-Feb-17 | ghgfhgfh | - | Present |
| 21-Dec-16 | WebEx | - | Present |
| 22-Dec-16 | WebEx | - | Present |
| 28-Dec-16 | EIGRP | - | Present |
| 29-Dec-16 | WebEx | - | Present |

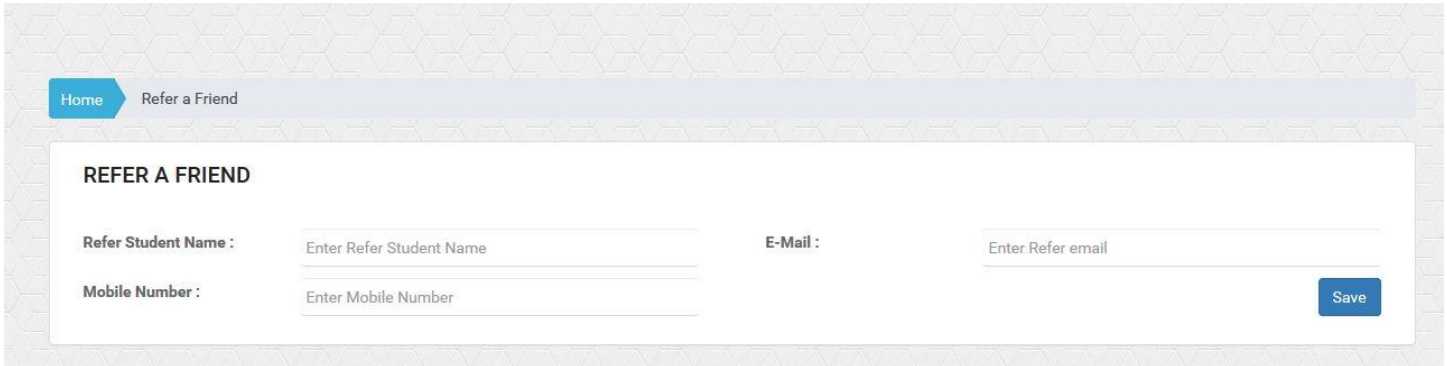
Showing 1 to 6 of 6 entries

Previous 1 Next

Client Project

9.2) Refer a Friend:

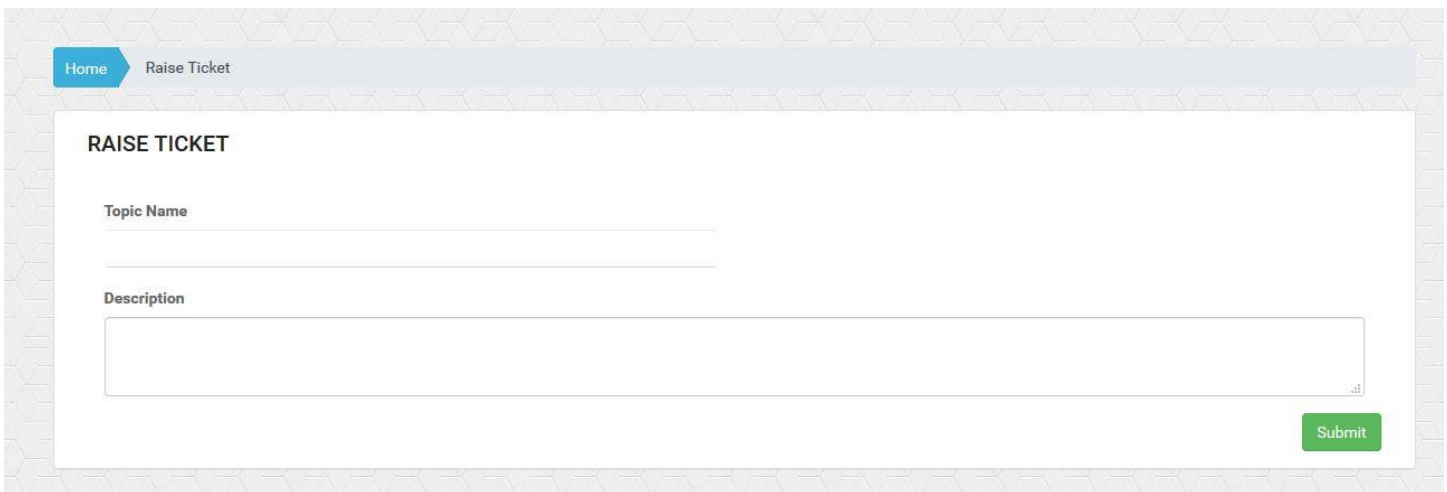
- Student when he Refer a Friend. He needs to forward contact details to Counselor. As shown below.



The screenshot shows a web interface for 'Refer a Friend'. At the top, there is a navigation bar with 'Home' and 'Refer a Friend'. Below this is a form titled 'REFER A FRIEND'. The form contains three input fields: 'Refer Student Name' with the placeholder text 'Enter Refer Student Name', 'Mobile Number' with the placeholder text 'Enter Mobile Number', and 'E-Mail' with the placeholder text 'Enter Refer email'. A blue 'Save' button is located at the bottom right of the form.

9.3) Raise a Ticket:

- Students can raise issues (any problem if he/her was facing with management or related with course) if the management solve that issues it will 'pre-closed', issues(problem) successfully will not going to be closed until the student have not closed.



The screenshot shows a web interface for 'Raise Ticket'. At the top, there is a navigation bar with 'Home' and 'Raise Ticket'. Below this is a form titled 'RAISE TICKET'. The form contains two input fields: 'Topic Name' and 'Description'. A green 'Submit' button is located at the bottom right of the form.

9.4) Raised Ticket:

- Students whatever raised tickets(issues) status will Displayed and even he can have closed that ticket(issues) if he feels satisfied with solutions. As shown below.

Client Project

Home Raised Tickets

RAISED TICKETS

Show 10 entries Search:

| S.No | Created Date | Topic Name | Description | Status | Pre-closed Date | Closed Date | Action |
|------|--------------|-----------------|-------------------------------------|------------|-----------------|-------------|--------|
| 1 | 16-Jan-17 | EIGRP Questions | Not aboe to do on real time routers | Open | - | - | View |
| 2 | 11-Jan-17 | ticket 2 | afasfasdyhdfhfgjdggghkjh | Closed | 17-Jan-17 | 08-Feb-17 | View |
| 3 | 10-Jan-17 | ticket 1 | have an issue with login | Pre-Closed | 30-Jan-17 | - | View |

Showing 1 to 3 of 3 entries Previous 1 Next

9.5) Student Exam:

- Students can write a mock Exam when he go for exam he needs to select Category, Quiz type and Difficulty Level. When he takes Exam As shown below.

Home Mock Student Exam

GET QUIZZES BY

Sub Category: student exam Quiz Type: Free Difficulty Level: Easy Submit

Show 10 entries Search:





| S.No | Quiz Name | Category | Sub Category | Quiz Type | Difficulty Level | Duration | Action |
|------|--------------|--------------|--------------|-----------|------------------|----------|-----------|
| 1 | student quiz | Student Exam | student exam | Free | Easy | 20 | Take Exam |

Showing 1 to 1 of 1 entries Previous 1 Next

Client Project

GENERAL INSTRUCTIONS:

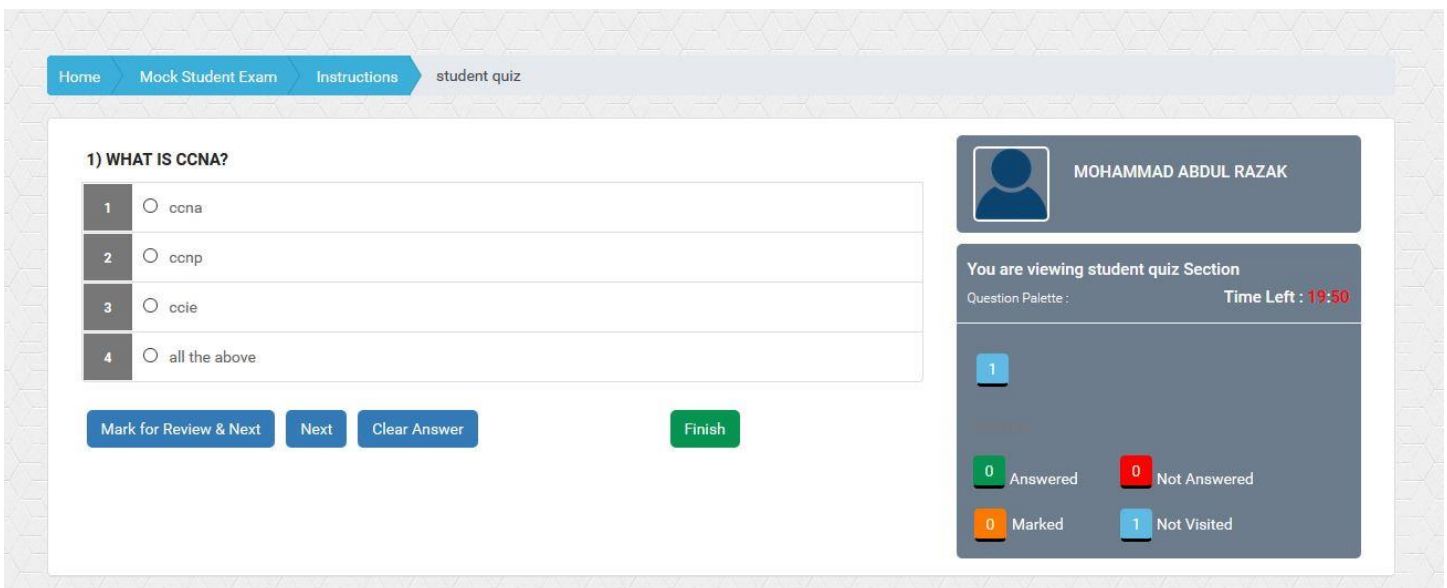
1. Total of 5 minutes duration will be given to attempt all the questions.
2. The clock has been set at the server and the countdown timer at the top right corner of your screen will display the time remaining for you to complete the exam. When the clock runs out the exam ends by default - you are not required to end or submit your exam.

-  You have not visited the question yet.
-  You have not answered the question.
-  You have answered the question.
-  You have answered the question but have marked the question for review.

The computer provided to me is in proper working condition. I have read and understood the instructions given above.

[Start Exam](#)

- Blue Color means not visited the question yet.
- Green Color means answered the question.
- Orange Color means answered the question but have marked the question for review.
- Red Color means not Answered.
- After Completion of exam click Finish Button Result Will Be Displayed.



Home Mock Student Exam Instructions student quiz

1) WHAT IS CCNA?


1 ccna

2 ccnp

3 ccie

4 all the above

[Mark for Review & Next](#) [Next](#) [Clear Answer](#) [Finish](#)

 MOHAMMAD ABDUL RAZAK

You are viewing student quiz Section

Question Palette: Time Left : 19:50

1

0 Answered 0 Not Answered

0 Marked 1 Not Visited

9.6) Written Exam:

- Follow the Student Exam Instructions as shown in above.

Client Project

10. BDM Module:

- BDM when he/her login BDM can add Clients. Schedule an interview with selected students, he can track the complete interview details from the Clients.
- BDM Team Can Edit Client Details.
- Schedule Interview To Students, Shared Profiles.

The screenshot shows the Golars Networks dashboard. The user is logged in as 'vimal kumar'. The main menu is 'CLIENT INTERVIEWS'. The dashboard displays 'Welcome to Golars Networks' and a 'Client Interviews' section with an 'Add New' button. A table lists the following interview details:

| S.No | Date | Client | Location | Salary | | Experience | | Passout Year | Job Status | Description | Action |
|------|-----------|--------|-----------|------------|------------|----------------|----------------|--------------|------------|---|---|
| | | | | Min Salary | Max Salary | Min Experience | Max Experience | | | | |
| 1 | 10-Jan-17 | TCS | hyderabad | 10000 | 30000 | 1 | 3 | 2012 | closed | If creating interactive and dynamic websites sound... Readmore | View Edit |

Navigation controls at the bottom of the table show page 1 of 1.

The screenshot shows the 'Add Client Interview' form. The user is logged in as 'vimal kumar'. The form includes the following fields:

- Client Name:
- Job Location:
- Interview Address:
- Salary: Min Salary Max Salary
- Passout Year:
- Job Description:
- Job Title:
- Client Website:
- Backlogs: Yes No
- Experience: Min Experience Max Experience
- Job Status:

localhost

Client Project

Client Interview Details

[List all Interviews](#)

Client Interview Details

1 Scheduled

1 Attended

1 Selected



Client Name: TCS **Job Title:** php developer
Job Location: hyderabad **Client Website:** www.tcs.com
Interview Address: #143, Mind Space, Hitech City **Backlogs:** Yes No
Salary: 10000 - 30000 **Experience:** 1 - 3
Passout Year: 2012 **Job Status:** Closed

Job Description: If creating interactive and dynamic websites sounds like an intriguing career, consider becoming a web developer. Web development describes many jobs that include webmaster, web designer and web architect. Depending on the position, duties could include programming the structure of sites using HTML and JavaScript, choosing visual components and layout, fixing errors, adding applications and video, observing website traffic and setting up site access for modification purposes.

Message: Please carry your ID and Address Proofs.

HR Contact Details

Name: thakur **Email:** thakur@asd.com
Phone: 4651321534 **Designation:** HR Manager

Shared Profiles

Show 10 entries

Search:

| S No | Candidate ID | Candidate Name | Golars Grade | Experience | Higher Qualification / % | Passed Out | Status | Action |
|------|--------------|----------------------|--------------|------------|--------------------------|------------|----------------|--------------------------|
| 1 | GNS10101 | Mohammad Abdul Razak | 89 | fresher | B.Tech / 63 | 2015 | Dropped Refund | <input type="checkbox"/> |
| 2 | GN-INT21 | Raghuvamshikrishna | 9 | 1 | B.tech / 71 | 2012 | Aspirant | <input type="checkbox"/> |
| 3 | g898 | raftar | 3 | 2 | ghg / 354 | 2010 | Dropped Refund | <input type="checkbox"/> |
| 4 | g898 | raftar | 3 | 2 | ghg / 354 | 2010 | Dropped Refund | <input type="checkbox"/> |

Showing 1 to 4 of 4 entries

Previous 1 Next



[Download Resume](#)

Client Project

Mark as Scheduled

Show entries

Search:

| S No | Candidate ID | Candidate Name | Golars Grade | Experience | Higher Qualification / % | Passed Out | Status | Action |
|------|--------------|----------------------|--------------|------------|--------------------------|------------|----------------|---|
| 1 | GNS10101 | Mohammad Abdul Razak | 89 | fresher | B.Tech / 63 | 2015 | Dropped Refund | <input checked="" type="radio"/> Yes <input type="radio"/> No |
| 2 | GN-INT21 | Raghuvamshikrishna | 9 | 1 | B.tech / 71 | 2012 | Aspirant | <input type="radio"/> Yes <input checked="" type="radio"/> No |
| 3 | g898 | raftar | 3 | 2 | ghg / 354 | 2010 | Dropped Refund | <input type="radio"/> Yes <input checked="" type="radio"/> No |
| 4 | g898 | raftar | 3 | 2 | ghg / 354 | 2010 | Dropped Refund | <input type="radio"/> Yes <input checked="" type="radio"/> No |

Showing 1 to 4 of 4 entries

Previous Next

Update

Update

Mark as Attended

Show entries

Search:

| S No | Candidate ID | Candidate Name | Golars Grade | Experience | Higher Qualification / % | Passed Out | Status | Action |
|------|--------------|----------------------|--------------|------------|--------------------------|------------|----------------|---|
| 1 | GNS10101 | Mohammad Abdul Razak | 89 | fresher | B.Tech / 63 | 2015 | Dropped Refund | <input checked="" type="radio"/> Yes <input type="radio"/> No |

Showing 1 to 1 of 1 entries

Previous Next

Update

Mark as Selected

Show entries

Search:

| S No | Candidate ID | Candidate Name | Golars Grade | Experience | Higher Qualification / % | Passed Out | Status | Action |
|------|--------------|----------------------|--------------|------------|--------------------------|------------|----------------|---|
| 1 | GNS10101 | Mohammad Abdul Razak | 89 | fresher | B.Tech / 63 | 2015 | Dropped Refund | <input checked="" type="radio"/> Yes <input type="radio"/> No |

Showing 1 to 1 of 1 entries